



# CAMPUS RECREATION ANNUAL REPORT 2022-2023

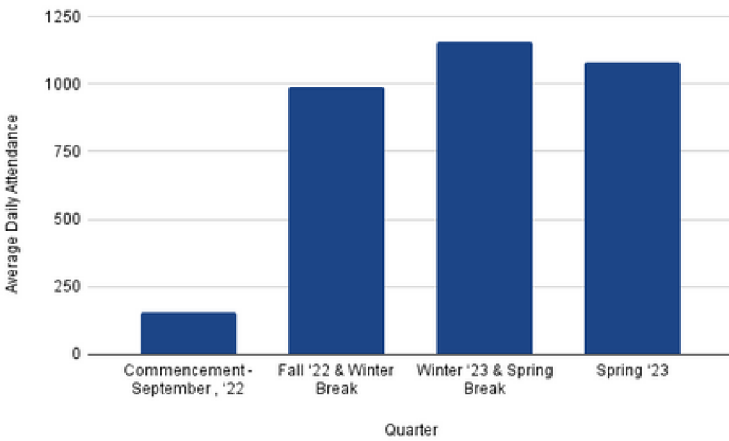


# MALLEY CENTER CHECK-IN DATA

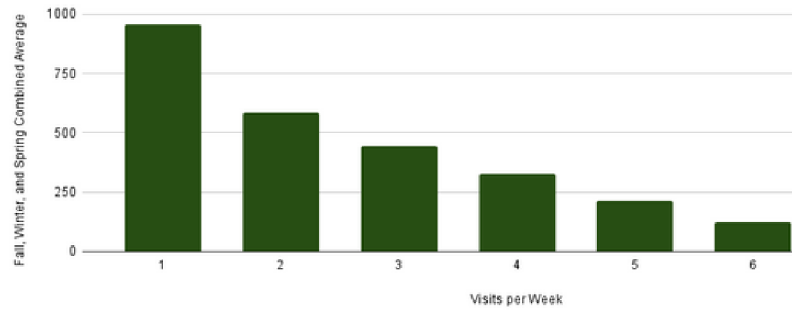
**248,389** Total Check-ins July '22 - June '23

**35.72%** increase in Check-ins from July '21 - June '22

## DAILY USAGE

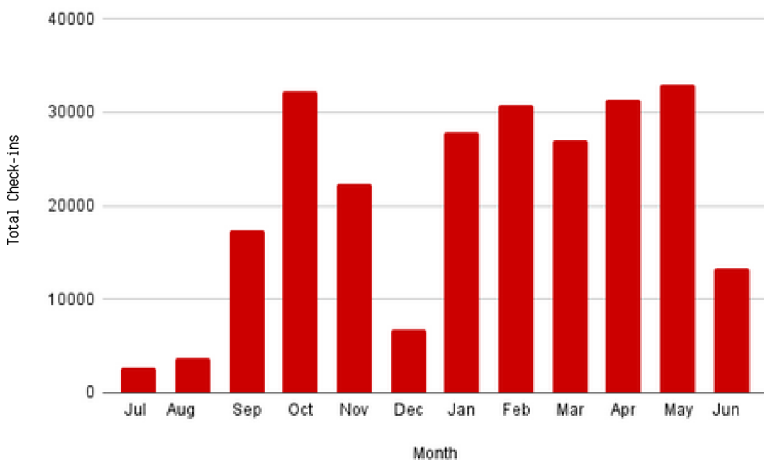


## WEEKLY USAGE



Our students are actively using the gym 1 to 5 times a week. For example, 444 used the gym 3 times a week, and **215** students use the gym 5 times a week.

## MONTHLY USAGE



## GUEST DATA

**836** Guest Passes sold Jan. '23 - Jun. '23\*, generating **\$18,670** in revenue.

\*Guest Pass sales resumed Jan. '23

## VISITOR DATA

**1,042** Total visitors, the majority being prospective students and their families.

# FACILITY UPDATES

## COURT FLOOR REBRAND

\$102k project to update  
the logo on court 2 and  
along baselines



## WEIGHT ROOM BLINDS

New shades block  
sunlight due to removal  
of old trees

## NEW COMBO PICKLEBALL BADMINTON POLES

Allowing for the addition of  
pickleball for Open Recreation  
and an Intramural Sport league





# CLUB SPORTS

Club Sports returned for a full academic year of competitions



**17** Programs

**465** Total Participants

**3.403** Average Cumulative GPA

## NOTABLE STATS

- BOX had one Semi-finalist at Nationals who was named All-American
- MLT placed 1st in the Stanford Open Tournament
- MVB won 1st in their League & 5th at Nationals
- SWM had 7 swimmers qualify for & attend Nationals
- TRI had two top 20 performers at Nationals
- WCVB won 2nd in their League & 5th at Nationals

**6 new Club Sports approved to be added in the '23 - '24 season**

**16 Club Sport Student Athletes received All-American, All-Conference, or All-League awards**



## DAY OF GIVING

- MRG over \$100k raised
- MLX over \$45k raised
- Total for all Club Sports is **\$165,224** from **744** gifts



# INTRAMURAL SPORTS

## PARTICIPANT BREAKDOWN

During the '22 - '23 academic year, all participant numbers **shattered 3 records** in **3 categories** of participants

**3,912** Total Participants

**2,070** Unique Participants

**108** Faculty/Staff Participants

IMs had to turn away 97 students who wanted to participate

## MOST POPULAR SPORTS

Soccer, Basketball, Beach Volleyball, and Pickleball were the sports with the highest participation

**1** NEW SPORT: Pickleball

**3 NEW  
FACULTY/STAFF  
ONLY LEAGUES**

- Basketball
- Softball
- Pickleball



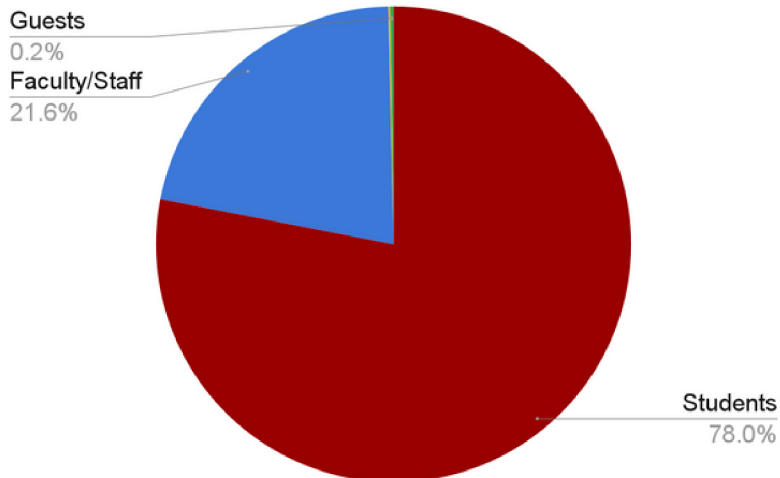
# FITNESS CLASSES

## PARTICIPANT BREAKDOWN

**48** Total Classes

**426** Total Class Sessions

**2,556** Total Class Participants



**1,930** Students

**534** Faculty/Staff

**3** Alumni

**6** Guests



# BRONCO KIDS ALL SPORTS CAMP

BKASC day camp made its first return since the Summer of 2019! We had 6 sessions running June 20 - August 5 (no session July 4 - 8)



**\$180,285** Total Gross Registration Revenue

**436** Total Campers

**79** Total Counselors-In-Training

**14** Student Employees



# STUDENT EMPLOYMENT

**213** Total Student Employees, with 194 Unique Employees  
11 students held 2 positions

Facility Staff Positions	104
Intramural Sports	55
Bellomy Field Supervisors	11
Student Fitness Instructors	10
Bronco Kids All Sports Camp	14
Student Coordinators	19

**84** new hires for the '22 - '23 academic year



**8** Students  
promoted

