

Quick Reference Guide: SCU Gmail Login Help

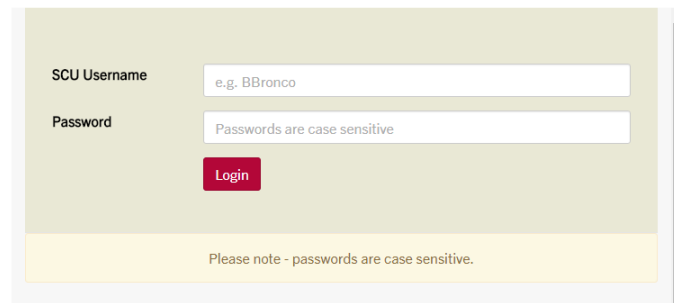
Logging In

1. Login to your SCU Portal at www.scu.edu/login. Enter your username and password, and click on the red “Login” button.

My SCU Portal


Use your SCU Username (e.g. *bbronco*) to login and access apps including G Suite and Camino.

For more information and resources, visit [MySCU FAQs](#).




The screenshot shows the SCU Portal login interface. It features a light green background with a white login form. The form has two input fields: "SCU Username" with the placeholder text "e.g. BBronco" and "Password" with the placeholder text "Passwords are case sensitive". Below the fields is a red "Login" button. At the bottom of the form, there is a yellow banner with the text "Please note - passwords are case sensitive."

2. Once you have logged in, click on the GSuite icon to open your SCU Email account.

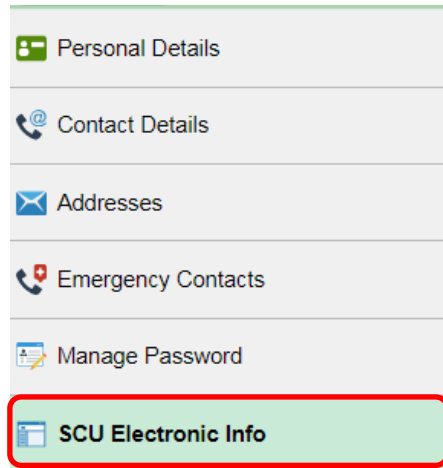


Forgot Your SCU Email Password?

1. Call the Technology Help Desk at (408) 554-5700, or x5700 if you are on campus. You may also contact the Technology Help Desk in person, located on the first floor of the University Library. Please have your SCU ACCESS Card ready.
2. Login to eCampus at ecampus.scu.edu. If you have forgotten your eCampus User ID and/or password, refer to “eCampus Login Help” for more information.
3. Click on the “Profile” tile.



4. On the left hand side, click on "SCU Electronic Info."



5. On the right hand side, you will find your username and original password listed. Use the username and original password listed to login to your SCU Portal at www.scu.edu/login.