


HOW TO START & CONTINUE YOUR MOBI COURSE

www.scu.edu/mobi

To Start Your Course:

1

Go to www.scu.edu/mobi, click on **“Course Login,”** and enter your **Username** and **Password** to log in to your MOBI student account.



2

Pick a **Course Category** to find the course you'd like to take:



- **Business Courses 2024-2025** for English courses
- **Cursos de Negocios en Español 2024-2025** for Spanish courses
- **MOBI On Demand** for audio & video learning*
- **Partner Courses/Cursos de socios**

* Video learning is in English with Spanish subtitles.

3

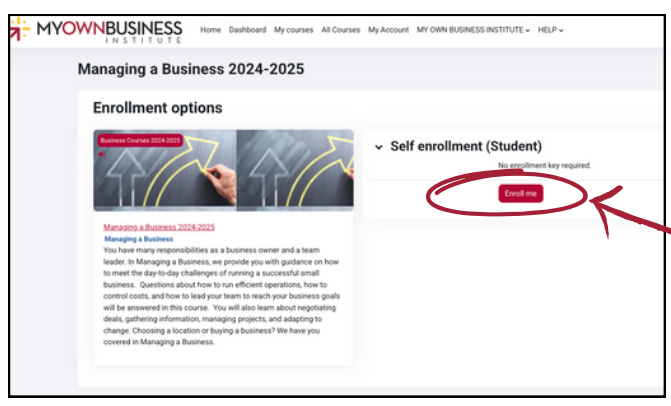
Click on the course you would like to take.

- There are 5 courses offered in English & Spanish.
- There is 1 course in MOBI On Demand: Small Business Essentials.



MOBI offers 5 courses in English and Spanish.

MOBI On Demand Small Business Essentials features audio and video learning options for every topic. (Video is in English with Spanish subtitles.)

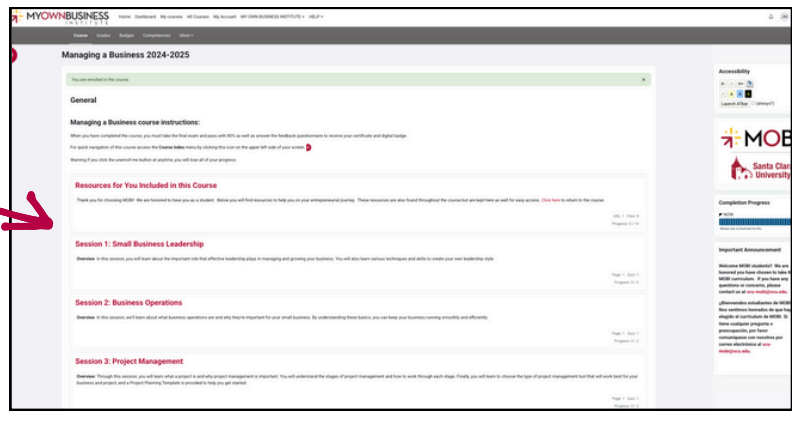


4

After selecting your course, click **“Enroll Me”** on the next screen.

5

Begin with **Session 1** of your course.



2

Click on whatever session is next for you.

To Continue Your Course:

1

1. Log in to your account following the steps above.
2. Click on **“My Courses”** from the menu bar.
3. Click on the course you'd like to continue.

