

How to Access and Manage Your Santa Clara University Retirement Plan Accounts Online with NetBenefits®



SANTA CLARA UNIVERSITY

How to Access and Manage Your Santa Clara University (SCU) Retirement Plan Accounts Online

Your SCU Retirement Plans are important benefits, so you need the right information, resources, and support to help you make decisions with confidence.

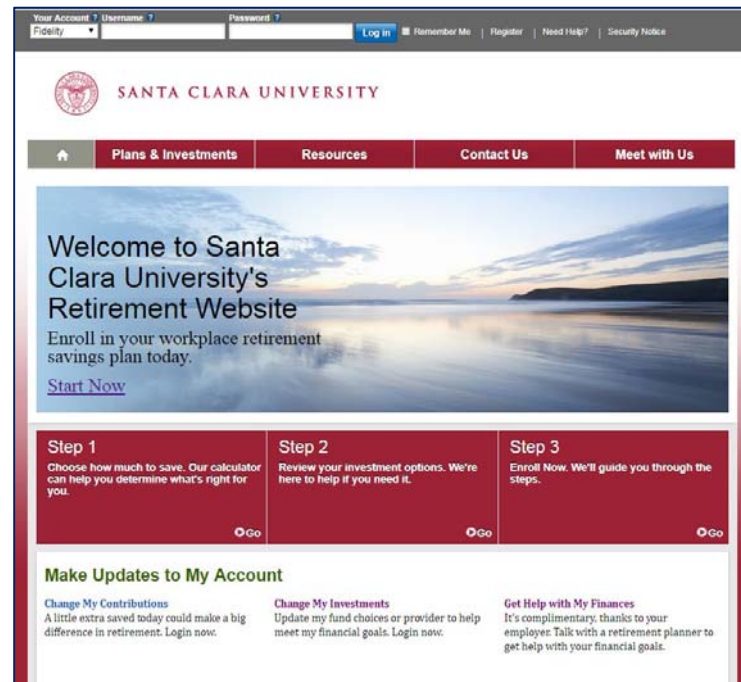
You can visit the website at www.netbenefits.com/scu to view plan details, access tools and calculators, and log on to your NetBenefits® account to make updates. You can also call the Fidelity Retirement Service Center at 800-343-0860.

****All active and eligible employees and plan participants may log on to NetBenefits at any time. NetBenefits is where you will enroll, make retirement provider elections, and make changes to your deferral election.****

The screenshot shows the top portion of the Santa Clara University Retirement Website. At the top is a dark grey navigation bar with a search field, a dropdown menu set to 'Fidelity', and input fields for 'Username' and 'Password'. A blue 'Log in' button is to the right, followed by links for 'Remember Me', 'Register', 'Need Help?', and 'Security Notice'. Below this is the Santa Clara University logo and name. A red navigation bar contains a home icon and four menu items: 'Plans & Investments', 'Resources', 'Contact Us', and 'Meet with Us'. The main content area features a large banner with a sunset over water. The banner text reads: 'Welcome to Santa Clara University's Retirement Website', 'Enroll in your workplace retirement savings plan today.', and a blue 'Start Now' link. Below the banner are three red boxes, each representing a step in the enrollment process. Each box has a 'Go' button in the bottom right corner. The first box is 'Step 1: Choose how much to save. Our calculator can help you determine what's right for you.' The second is 'Step 2: Review your investment options. We're here to help if you need it.' The third is 'Step 3: Enroll Now. We'll guide you through the steps.' At the bottom, there is a section titled 'Make Updates to My Account' with three sub-links: 'Change My Contributions' (with a brief description), 'Change My Investments' (with a brief description), and 'Get Help with My Finances' (with a brief description).

How to Log On to Your NetBenefits Account

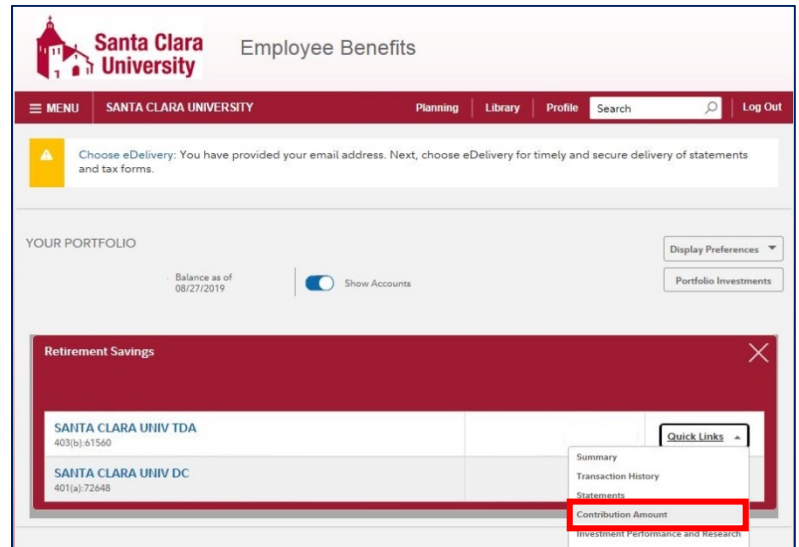
- *Log on* to your NetBenefits account at www.netbenefits.com/scu.
- If you are a current Fidelity customer or already have a NetBenefits username and password, you can continue to use them to log on to your NetBenefits account.
- At the top of the home page, enter your NetBenefits username and password. Click *Log in*.
- If you *have not* previously set up a NetBenefits username and password, you will need to register to create a username and password in order to access your NetBenefits account.
 - Click *Register* at the top of the home page, and follow the prompts to establish a username and password.
- If you are a current Fidelity customer or *already have* a NetBenefits username and password, but you have forgotten your NetBenefits username and/or password, you will need to reset your username and password in order to access your NetBenefits account.
 - Click *Need Help?* at the top of the home page, and follow the prompts to reset your username or password.
- When you log on to NetBenefits, you'll be asked to provide your email address, email preferences, and mobile phone number (optional).



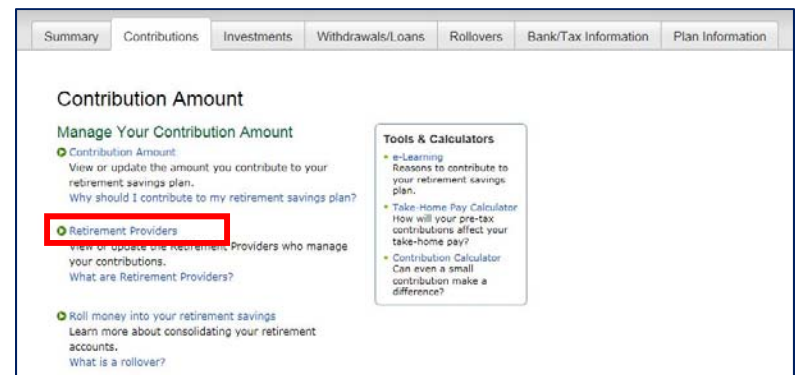
How to Change Your Retirement Provider

If you are currently participating in the SCU Retirement Plans, you can change where your contributions are directed online on NetBenefits:

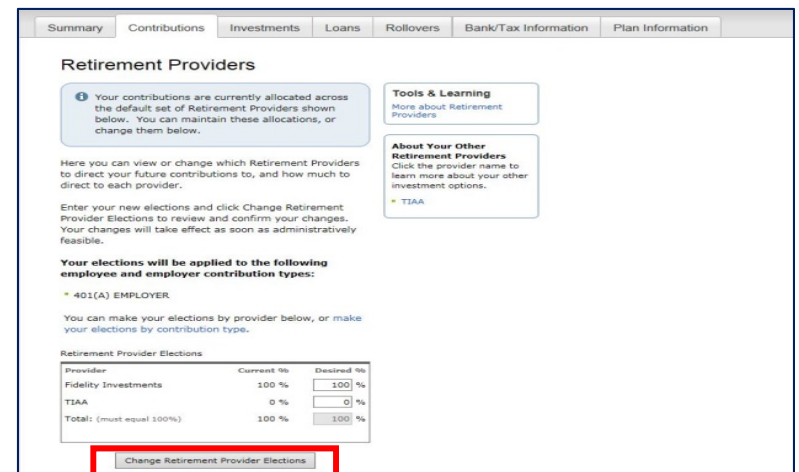
- *Log on* to your NetBenefits account at www.netbenefits.com/scu.
- From the home page, click the *Quick Links* drop-down menu next to the plan name for which you want to change the retirement provider and select *Contribution Amount*.



- Click on the *Retirement Providers* link.



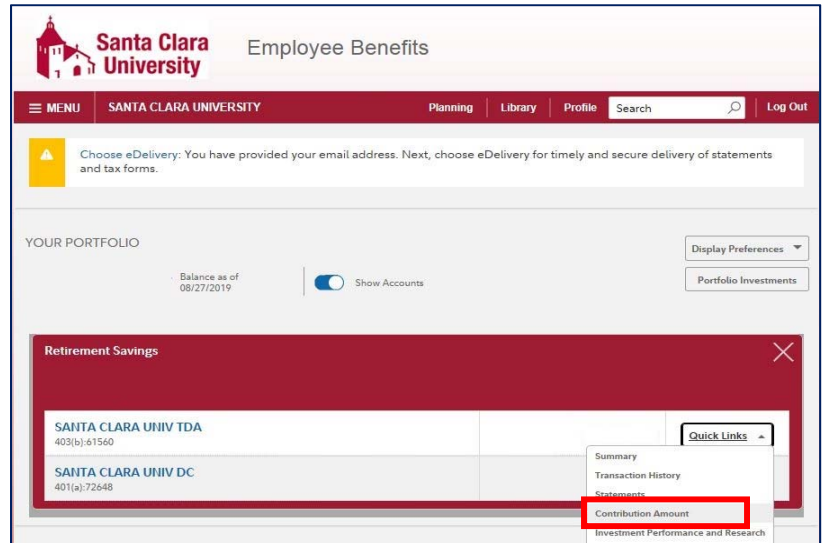
- Follow the screens to change your retirement provider.
- *Review and Submit* your retirement provider changes and follow the *Next Steps*.



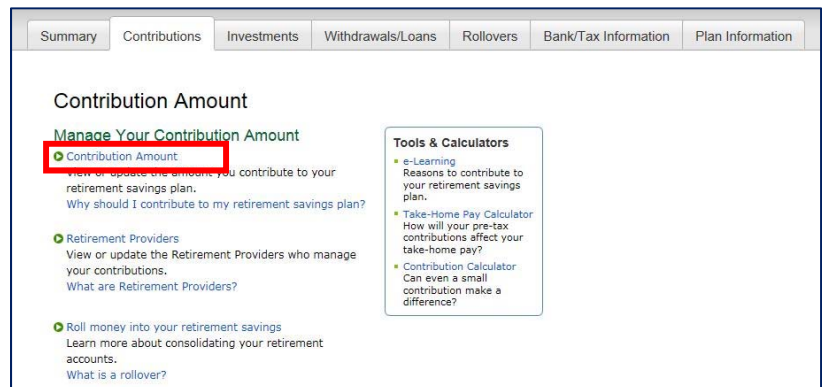
How to Change Your SCU 403(b) Deferral Amount

If you are currently contributing to the SCU 403(b) Retirement Plan, you can change your deferral amount online on NetBenefits:

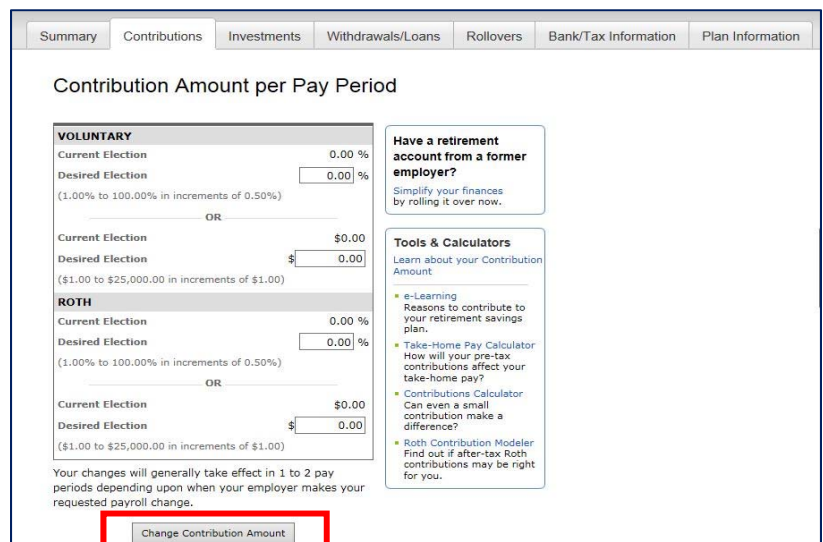
- Log on to your NetBenefits account at www.netbenefits.com/scu.
- From the home page, click the *Quick Links* drop-down menu next to the plan name you want to change the retirement provider, select *Contribution Amount*.



- Click on the *Contribution Amount* link.



- Enter the desired election amount. Click *Change Contribution Amount*.



How to Change Your SCU 403(b) Deferral Amount, continued

- *Review and Submit* the change. Click *Submit*.

Review and Submit Contribution Amount


Your changes appear below. To complete your transaction, click Submit. To change your contribution amount, click Previous.

Your Contribution Amount per Pay Period

Contributions	Current	Desired
VOLUNTARY	0%	5%
ROTH	0%	2%

When you click Submit, a confirmation page will be displayed, which you may print and save for your records.

[< Previous](#) [Submit](#)

 [Cancel Changes to Contribution Amount](#)

- *Contribution Amount Confirmation* will appear for you to print for your records.

Contribution Amount Confirmation

On August 28, 2019 2:14 PM your Contribution Amount elections were updated. Your changes will generally take effect in 1 to 2 pay periods depending upon when your employer makes your requested payroll change.

Please print and save this confirmation for your records before leaving this page.


Your confirmation number is 192401404W311.

Please make sure your e-mail address is valid.
After this transaction has been processed, we will send an e-mail notification to mbradysjca@gmail.com, including a link to details of your latest transaction(s).
[Update my e-mail address](#)

Your Contribution Amount per Pay Period

Contributions	Desired
VOLUNTARY	5%
ROTH	2%

Next Steps

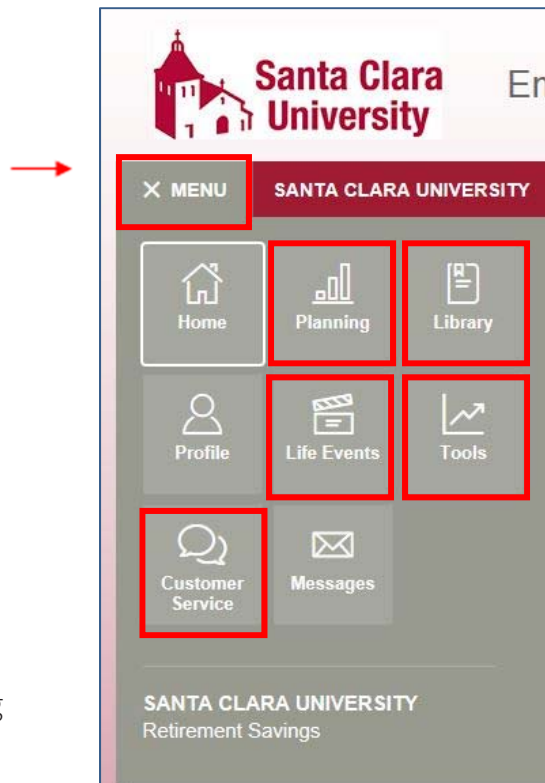
-  The market will affect your investments.
[View and update your investment elections.](#)

[Return to Contribution Amount](#)

How to Access NetBenefits Tools and Resources


Take time to make sure your investment strategy is on track. You can access practical education, easy-to-use tools, and Fidelity's innovative resources and insights to help you make informed decisions.

- Log on to your account at www.netbenefits.com/scu.
- Determine which tool you want to use from the *Menu* tab:
 - Select the *Planning* icon to access the Planning & Guidance Center. Here is where you can get help identifying an asset mix that aligns with your goals.
 - Select the *Library* icon to browse featured articles, infographics, videos, and financial learning resources that suit your interests and needs.
 - Select the *Tools* icon to view the tools and calculators. Here is where you will find a variety of calculators and modeling tools geared to saving and spending. You can also access Full View® to easily monitor all your Fidelity and non-Fidelity online financial accounts in one secure place.
 - Select the *Life Events* icon for some key steps, tools, and insight when changes in life occur.
 - Select the *Customer Service* icon to view phone numbers and communications.



Go Mobile App

- *Download the NetBenefits® Mobile App* to check balances and account performance, select investment options, or change balances among investments and more!



Need Help?

Call **800-343-0860** to speak with a Fidelity Representative.

Visit www.netbenefits.com/scu to view plan details and account access links to the SCU retirement providers.

Investing involves risk, including risk of loss.

Screenshots are for illustrative purposes only.

System availability and response times may be subject to market conditions.

The trademarks and service marks appearing herein are the property of their respective owners. All other trademarks and service marks are the property of FMR LLC or an affiliated company, and may be registered.

Fidelity Brokerage Services LLC, Member NYSE, SIPC, 900 Salem Street, Smithfield, RI 02917

© 2019 FMR LLC. All rights reserved. 873027.1.1