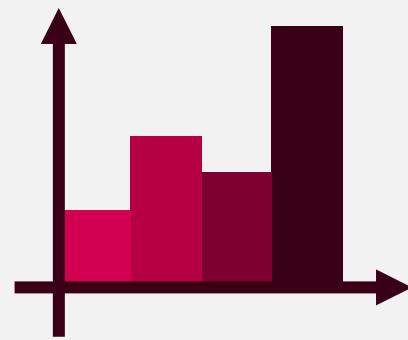




Santa Clara University Class of 2022



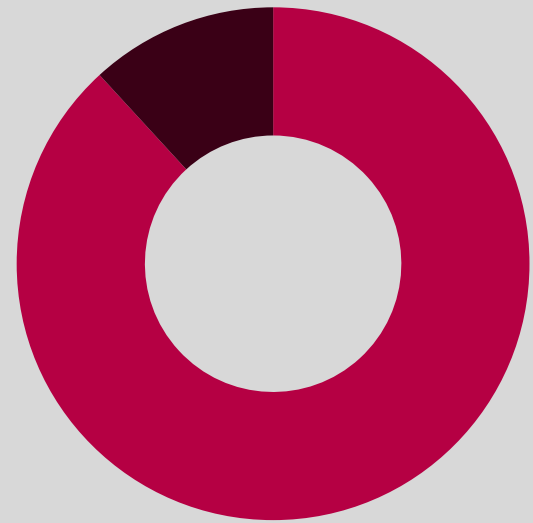
Leavey School of Business

Workforce Statistics

Sectors of Employment¹



Public/Government
11%



Private, for-profit
89%



Note: Percentages may not add to 100 due to rounding

Graduates Rate

SCU

Good to Excellent preparation for...

Career¹ 83%

Life after College² 83%

Graduate Study³ 100%

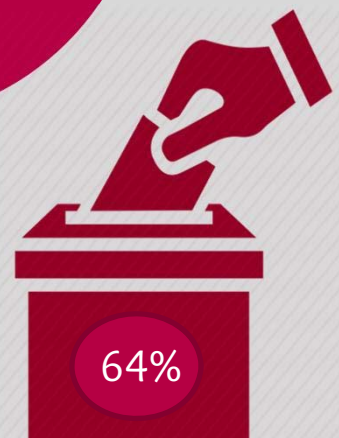
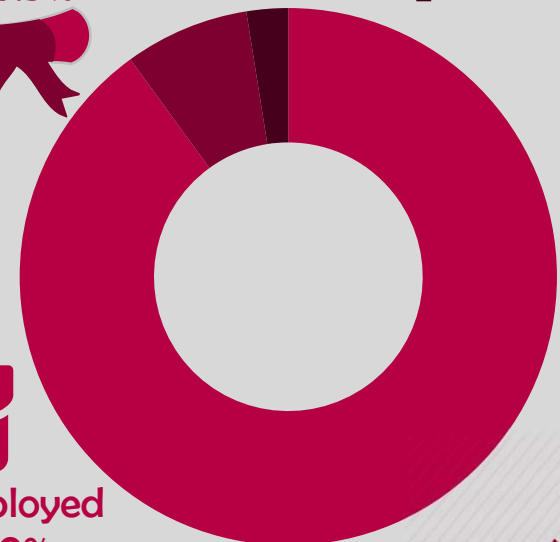
Where Are They Now?

Graduate School
7.5%

Other
2.5%



Employed
90%



Voted in most recent national or state election

33%

Granted one or more fellowships, teaching assistantships, and/or research assistantships³

¹ of those working, ² all graduates, ³ of those attending graduate school, ⁴ of those who applied for graduate study, ⁵ of graduates in the job market