

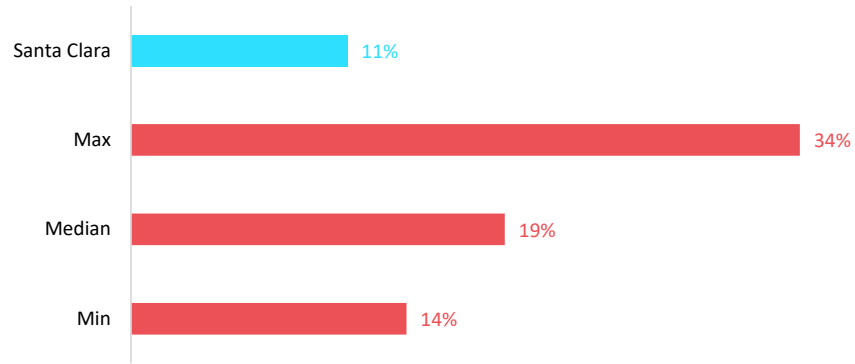
Santa Clara University

Santa Clara aims to make measurable progress toward a 15 to 20 percent share of lower-income student enrollment or an equally ambitious increase in the number of lower-income students by 2025. Santa Clara has not yet reached its lower-income student enrollment goal.

Updated: 07/09/2024

Performance: Pell Share

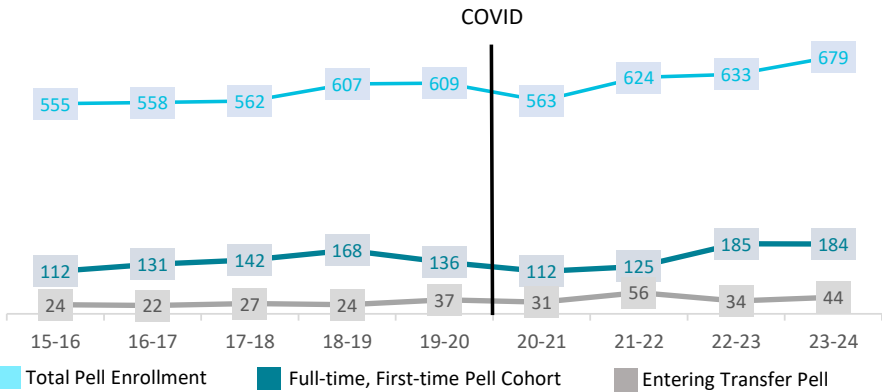
Santa Clara and its Peers, 2023-24



Santa Clara's Pell share was 11 percent in 2023-24.

Trend: Pell Count

Santa Clara

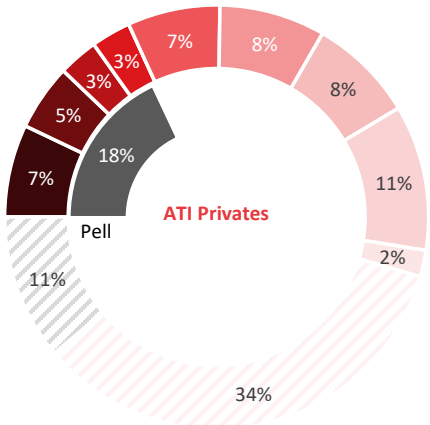
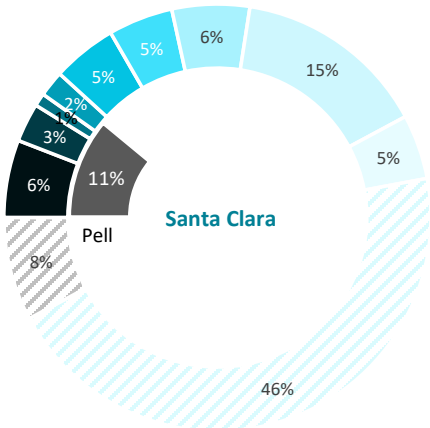


Between 2015-16 and 2023-24, Santa Clara added 124 Pell students.

Detailed Income Distribution

Santa Clara and ATI Privates, 2023-24

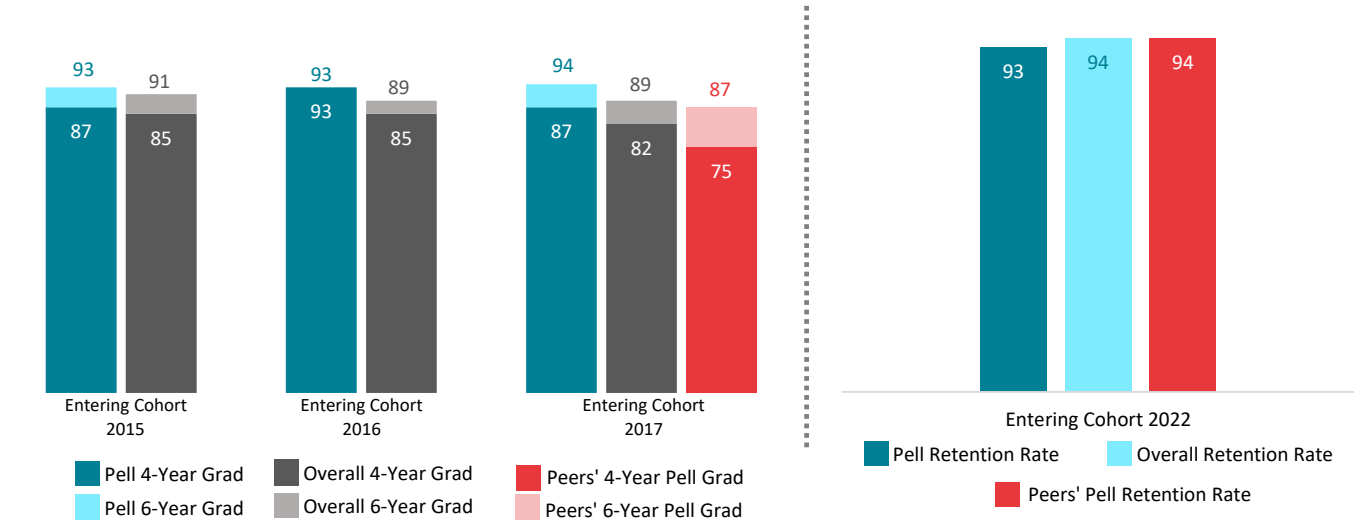
- \$0-\$30k
- \$30-48k
- \$48-60k
- \$60-75k
- \$75-110k
- \$110-157k
- \$157-225k
- \$225-630k
- \$630k+
- Income unknown
- U.S. nonresident



12 percent of Santa Clara students are from the bottom four income categories, compared to 18 percent at institutions in Santa Clara's sector.

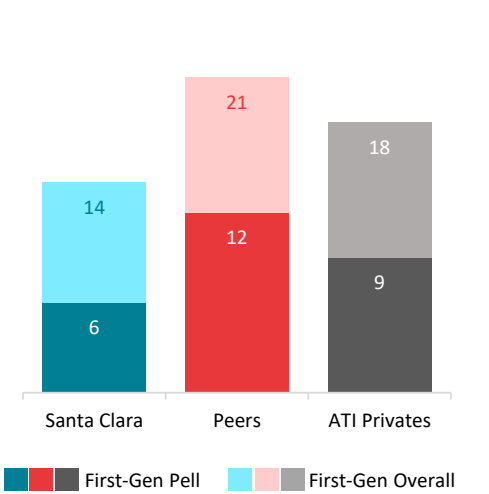


Graduation and Retention Rates: Overall and Pell
Santa Clara and its Peers



In the most recent year, Santa Clara's six-year Pell graduation rate was higher than its overall six-year grad rate and higher than its peers' average six-year Pell grad rate. Santa Clara's Pell retention rate was lower than its overall retention rate and lower than its peers' average Pell retention rate.

First-Generation Student Enrollment
Santa Clara and its Peers, 2023-24



In 2023-24, 14 percent of Santa Clara students were first-generation, and 6 percent were first-generation and received Pell.¹

Santa Clara's 16 ATI Member Peers²

Boston University Boston, MA	Texas Christian University Fort Worth, TX	University of Southern California Los Angeles, CA
Cornell University Ithaca, NY	University of California-Berkeley Berkeley, CA	Washington University in St Louis St. Louis, MO
Emory University Atlanta, GA	University of California-Los Angeles Los Angeles, CA	
Fordham University New York, NY	University of California-San Diego La Jolla, CA	
New York University New York, NY	University of California-Santa Barbara Santa Barbara, CA	
Southern Methodist University Dallas, TX	University of Notre Dame Notre Dame, IN	
Stanford University Stanford, CA	University of Pennsylvania Philadelphia, PA	

Peers identified by:
Danielle Sandoval

¹ Students whose first-generation status is unknown are not included. ² Due to data availability, only peer institutions that are ATI members are included in this report's analyses. 2