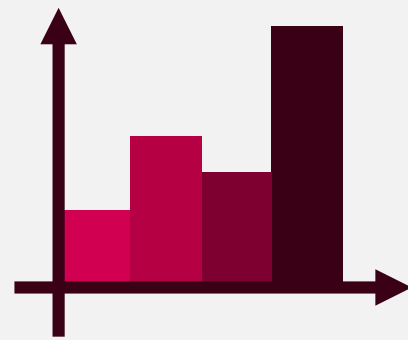




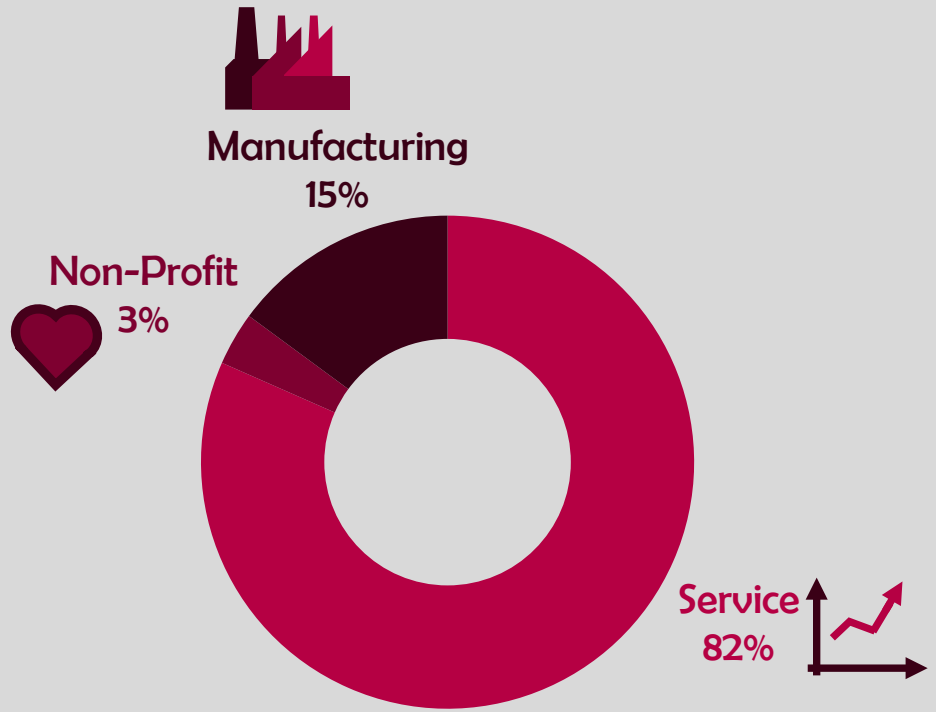
Santa Clara University Class of 2010



Leavey School of Business

Workforce Statistics

Sectors of Employment¹



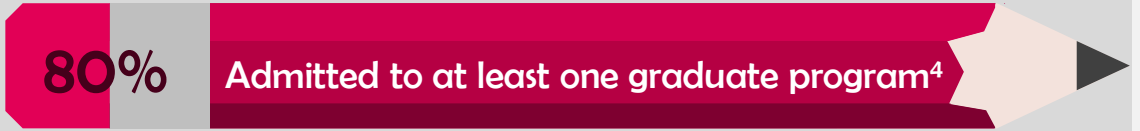
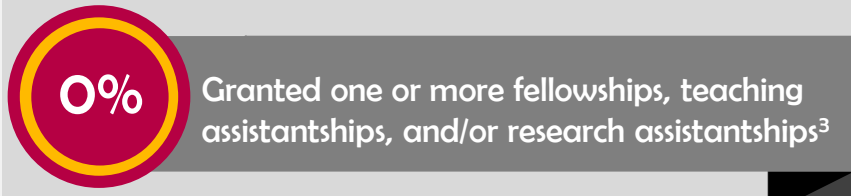
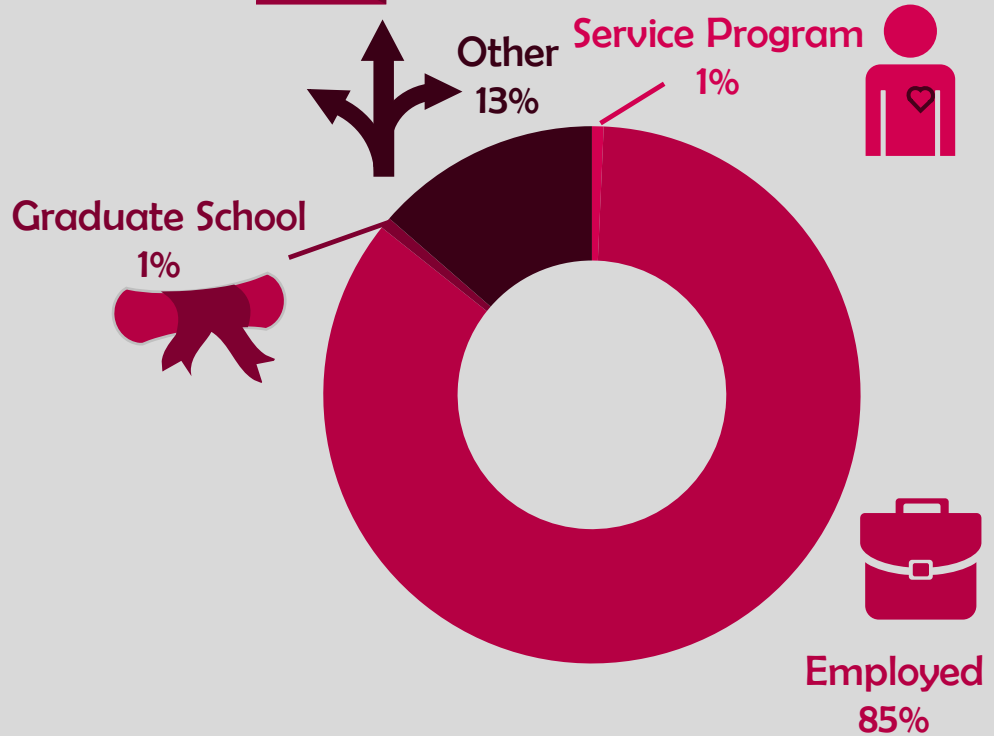
Note: Percentages may not add to 100 due to rounding

Graduates Rate



- Good to Excellent preparation for...
 - Career¹ 93%
 - Life after College² 90%
 - Graduate Study³ 100%

Where Are They Now?



¹ of those working, ² all graduates, ³ of those attending graduate school, ⁴ of those who applied for graduate study, ⁵ of graduates in the job market

The Santa Clara Survey of recent graduates connects employment, education, civic, and satisfaction outcomes to measure the impact of a Santa Clara education. Conducted annually at six-months post-graduation, the 38.7% response rate yields a profile that is representative of the graduating class. Initiated with the class of 2008, these longitudinal data track Santa Clara's progress to ensure an education of citizens and leaders of competence, conscience, and compassion.

Source: first-time, four-year graduates responding to the Survey of Recent Graduates in 2010. For additional information, see www.scu.edu/ir/data/student-outcomes or contact: institutionalresearch@scu.edu