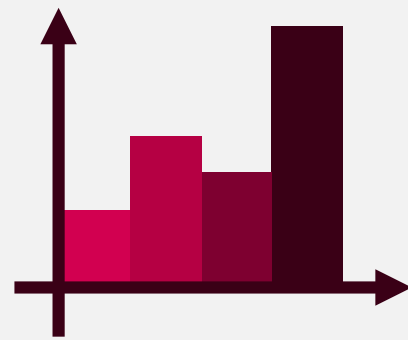


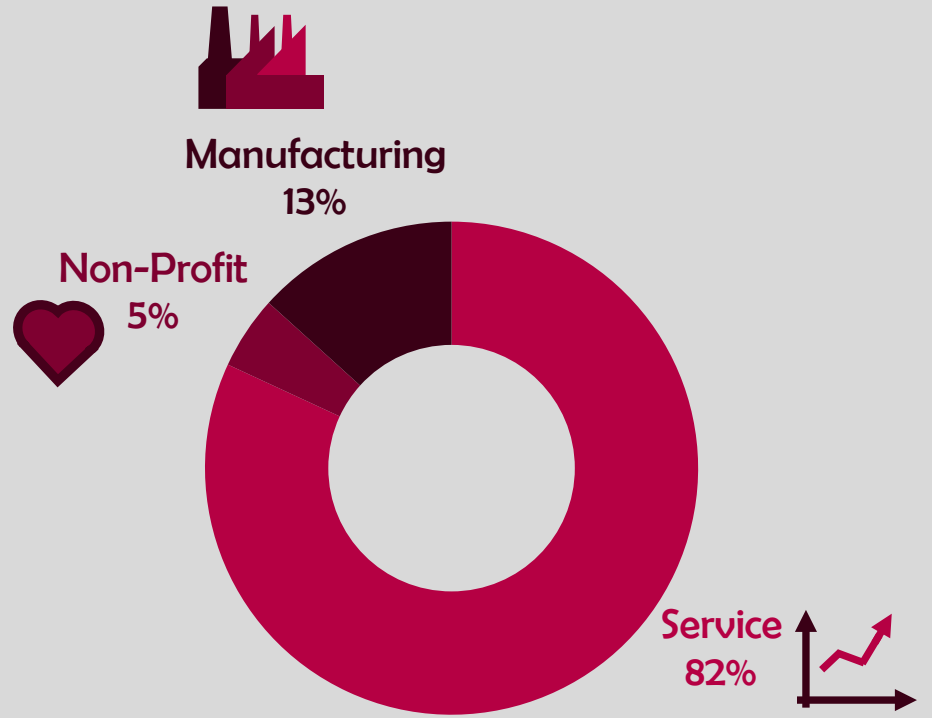
Santa Clara University Class of 2016



Leavey School of Business

Workforce Statistics

Sectors of Employment¹



Note: Percentages may not add to 100 due to rounding

Graduates Rate



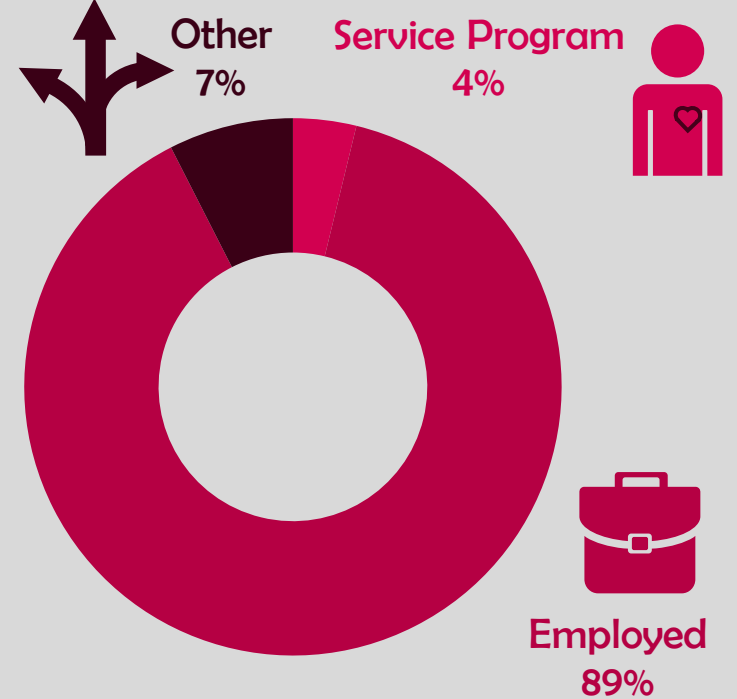
Good to Excellent preparation for...

Career¹ 84%

Life after College² 89%

Graduate Study N/A³

Where Are They Now?



0%

Granted one or more fellowships, teaching assistantships, and/or research assistantships³

N/A

Admitted to at least one graduate program⁴

¹ of those working, ² all graduates, ³ of those attending graduate school; no data available, ⁴ of those who applied for graduate study; no data available, ⁵ of graduates in the job market

The Santa Clara Survey of recent graduates connects employment, education, civic, and satisfaction outcomes to measure the impact of a Santa Clara education. Conducted annually at six-months post-graduation, the 38.2% response rate yields a profile that is representative of the graduating class. Initiated with the class of 2008, these longitudinal data track Santa Clara's progress to ensure an education of citizens and leaders of competence, conscience, and compassion.

Source: first-time, four-year graduates responding to the Survey of Recent Graduates in 2016. For additional information, see www.scu.edu/ir/data/student-outcomes or contact: institutionalresearch@scu.edu