

# Santa Clara University Class of 2020


School of Engineering

## Workforce Statistics

85%

Are Employed<sup>5</sup>

\$ \$83,000 \$  
Median Salary

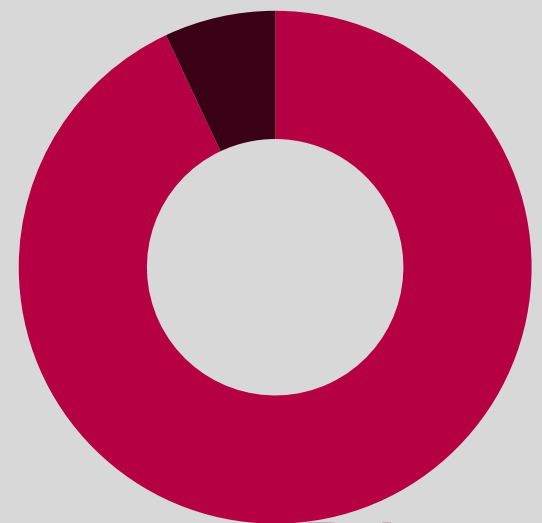


## Sectors of Employment<sup>1</sup>

Government  
7%



Non-Profit  
0%



Private,  
for profit  
93%



Note: Percentages may not add to 100 due to rounding

## Graduates Rate

- Good to Excellent preparation for...
  - Career<sup>1</sup> 61%
  - Life after College<sup>2</sup> 63%
  - Graduate Study<sup>3</sup> 63%

SCU

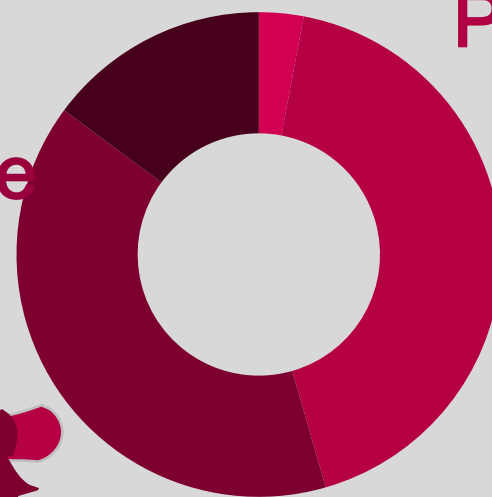
## Where Are They Now?

Graduate  
School  
40%

Other 15%

Service  
Program 3%

Employed  
43%



63%

Granted one or more fellowships, teaching assistantships, and/or research assistantships<sup>3</sup>

100% Admitted to at least one graduate program<sup>4</sup>

<sup>1</sup> of those working, <sup>2</sup> all graduates, <sup>3</sup> of those attending graduate school, <sup>4</sup> of those who applied for graduate study, <sup>5</sup> of graduates in the job market