

IPEDS 2025-26 Data Collection System

IPEDS HELP DESK (877) 225-2568 | ipedshelp@rti.org

OMB NO. 1850-0582 v.33 : Approval Expires 8/31/2027

User ID: P1229311

12-month Enrollment 2025-26

Institution: Santa Clara University (122931)

User ID: P1229311

Overview

12-month Enrollment Overview

The 12-month Enrollment survey component collects unduplicated student enrollment counts and instructional activity data for an entire 12-month period. Using the instructional activity data reported, a full-time equivalent (FTE) student enrollment at the undergraduate and graduate level is estimated (4-year institutions only). Institutions with Doctor's - professional practice students will also report the FTE enrollment of those students (4-year institutions only). NCES uses the FTE enrollment to produce indicators such as expenses by function per FTE as reported in the IPEDS Data Feedback Report.

Data Reporting Reminder:

- All institutions must use the July 1 - June 30 reporting period.
- Report data to accurately reflect the time period corresponding with the IPEDS survey component, even if such reporting is seemingly inconsistent with prior-year reporting.

Changes in reporting

The following changes were implemented for the 2025-26 data collection period:

- Removed question collecting student headcounts of Another Gender.
- Revised "gender" to "sex" where applicable. Revised "men" to "male" and "women" to "female" where applicable.

Resources:

- To download the survey materials for this component: [Survey Materials](#)
- To access your prior year data submission for this component: [Reported Data](#)

If you have questions about completing this survey, please contact the IPEDS Help Desk at 1-877-225-2568.


Institution: Santa Clara University (122931)

User ID: P1229311

12-month Enrollment Screening Questions

1. Which instructional activity units will you use to report undergraduate instructional activity?

- Undergraduate instructional activity data in Part B may be reported in units of clock hours or credit hours.
 - Please note that any graduate level instructional activity must be reported in credit hours. (4-year institutions only)
- Clock hours
- Credit hours
- Both clock and credit hours (some undergraduate programs measured in clock hours and some measured in credit hours)

 You may use the box below to provide additional context for the data you have reported above. Context notes will be posted on the College Navigator website. Therefore, you should write all context notes using proper grammar (e.g., complete sentences with punctuation) and common language that can be easily understood by students and parents (e.g., spell out acronyms).

2. Did your institution enroll high school students in college courses for credit during the 12-month Enrollment (E12) reporting period of July 1, 2024 - June 30, 2025?

*If you answer **Yes** to this question, you will be able to report the unduplicated count of high school students enrolled in college courses for credit on Part C of the 12-month Enrollment (E12) survey component.*

- Yes.
- Within a dual enrollment program.
 - Outside a dual enrollment program.
- No

Note:

Within a dual enrollment program is defined as within an organized system with special guidelines that allows high school students to take college-level courses. The guidelines might have to do with entrance or eligibility requirements, funding, limits on course taking, etc.

Outside a dual enrollment program is defined as high school students who simply enroll in credit courses through your institution, and are treated as regularly enrolled college students.

Institution: Santa Clara University (122931)

User ID: P1229311

Part A - Unduplicated Count for Full-time Undergraduate Students

12-month Unduplicated Count by Race/Ethnicity and Sex - Full-time Undergraduate Students

July 1, 2024 – June 30, 2025

Reporting Reminders:

- The 12-month unduplicated count must be equal or greater than the corresponding prior year fall enrollment.
- Report Hispanic/Latino individuals of any race as Hispanic/Latino
- Report race for non-Hispanic/Latino individuals only
- Even though Teacher Preparation certificate programs may require a bachelor's degree for admission, they are considered subbaccalaureate undergraduate programs, and students in these programs are undergraduate students.

Male

Students enrolled for <u>credit</u>	<u>Degree/certificate-seeking</u>				Non-degree/ non-certificate- seeking	Total, Full-time undergraduate students
	<u>First-time</u>	<u>Transfer- in</u>	<u>Continuing/ Returning</u>	Total degree/certificate- seeking		
<u>U.S. Nonresident</u>	74	14	227	315	13	328
<u>Hispanic/Latino</u>	141	24	385	550	0	550
<u>American Indian or Alaska Native</u>	2	0	1	3	0	3
<u>Asian</u>	182	35	498	715	2	717
<u>Black or African American</u>	17	3	72	92	0	92
<u>Native Hawaiian or Other Pacific Islander</u>	0	0	6	6	0	6
<u>White</u>	293	54	892	1,239	0	1,239
Two or more races	78	11	229	318	0	318
<u>Race and ethnicity unknown</u>	19	2	50	71	4	75
Total male	806	143	2,360	3,309	19	3,328
Total male prior year	746	138	2,303	3,187	27	3,214

Female

Students enrolled for <u>credit</u>	<u>Degree/certificate-seeking</u>				Non-degree/ non-certificate- seeking	Total, Full-time undergraduate students
	<u>First-time</u>	<u>Transfer- in</u>	<u>Continuing/ Returning</u>	Total degree/certificate- seeking		
<u>U.S. Nonresident</u>	38	6	134	178	15	193
<u>Hispanic/Latino</u>	197	29	511	737	0	737
<u>American Indian or Alaska Native</u>	0	1	1	2	0	2

<u>Asian</u>	176	23	471	670	1	671
<u>Black or African American</u>	14	3	114	131	0	131
<u>Native Hawaiian or Other Pacific Islander</u>	1	0	6	7	0	7
<u>White</u>	297	39	847	1,183	1	1,184
Two or more races	72	10	209	291	0	291
<u>Race and ethnicity unknown</u>	13	2	36	51	8	59
Total female	808	113	2,329	3,250	25	3,275
Total female prior year	812	103	2,101	3,016	30	3,046
Grand total (2024-25)	1,614	256	4,689	6,559	44	6,603
Prior year data:						
Grand total (male+female) prior year	1,558	241	4,404	6,203	57	6,260
Total Full-time undergraduate enrollment Fall 2024 <i>NOTE: Grand total (2024-25) calculated above is expected to be greater than total Full-time undergraduate enrollment Fall 2024.</i>	1,606	202	4,611	6,419	12	6,431

Institution: Santa Clara University (122931)

User ID: P1229311

Part A - Unduplicated Count for Part-time Undergraduate Students

12-month Unduplicated Count by Race/Ethnicity and Sex - Part-time Undergraduate Students

July 1, 2024 – June 30, 2025

Reporting Reminders:

- The 12-month unduplicated count must be equal or greater than the corresponding prior year fall enrollment.
- Report Hispanic/Latino individuals of any race as Hispanic/Latino
- Report race for non-Hispanic/Latino individuals only
- Even though Teacher Preparation certificate programs may require a bachelor's degree for admission, they are considered subbaccalaureate undergraduate programs, and students in these programs are undergraduate students.

Male

Students enrolled for <u>credit</u>	<u>Degree/certificate-seeking</u>				Non-degree/ non-certificate-seeking	Total, Part-time undergraduate students
	<u>First-time</u>	<u>Transfer-in</u>	<u>Continuing/ Returning</u>	Total degree/certificate-seeking		
<u>U.S. Nonresident</u>	0	0	4	4	2	6
<u>Hispanic/Latino</u>	2	2	18	22	3	25
<u>American Indian or Alaska Native</u>	0	0	0	0	0	0
<u>Asian</u>	1	0	29	30	5	35
<u>Black or African American</u>	0	0	0	0	2	2
<u>Native Hawaiian or Other Pacific Islander</u>	0	0	0	0	0	0
<u>White</u>	0	1	24	25	11	36
Two or more races	0	0	12	12	3	15
<u>Race and ethnicity unknown</u>	2	0	5	7	22	29
Total male	5	3	92	100	48	148
Total male prior year	3	5	80	88	35	123

Female

Students enrolled for <u>credit</u>	<u>Degree/certificate-seeking</u>				Non-degree/ non-certificate-seeking	Total, Part-time undergraduate students
	<u>First-time</u>	<u>Transfer-in</u>	<u>Continuing/ Returning</u>	Total degree/certificate-seeking		
<u>U.S. Nonresident</u>	0	0	3	3	0	3
<u>Hispanic/Latino</u>	0	1	12	13	4	17
<u>American Indian or Alaska Native</u>	0	0	0	0	0	0

<u>Asian</u>	<input type="text" value="1"/>	<input type="text" value="0"/>	<input type="text" value="15"/>	16	<input type="text" value="7"/>	23
<u>Black or African American</u>	<input type="text" value="0"/>	<input type="text" value="1"/>	<input type="text" value="1"/>	2	<input type="text" value="0"/>	2
<u>Native Hawaiian or Other Pacific Islander</u>	<input type="text" value="0"/>	<input type="text" value="0"/>	<input type="text" value="0"/>	0	<input type="text" value="0"/>	0
<u>White</u>	<input type="text" value="0"/>	<input type="text" value="1"/>	<input type="text" value="12"/>	13	<input type="text" value="10"/>	23
Two or more races	<input type="text" value="0"/>	<input type="text" value="0"/>	<input type="text" value="7"/>	7	<input type="text" value="3"/>	10
<u>Race and ethnicity unknown</u>	<input type="text" value="0"/>	<input type="text" value="0"/>	<input type="text" value="4"/>	4	<input type="text" value="18"/>	22
Total female	1	3	54	58	42	100
Total female prior year	5	1	54	60	25	85
Grand total (2024-25)	6	6	146	158	90	248
Prior year data:						
Grand total (male+female) prior year	8	6	134	148	60	208
Total Part-time undergraduate enrollment Fall 2024 <i>NOTE: Grand total (2024-25) calculated above is expected to be greater than total Part-time undergraduate enrollment Fall 2024.</i>	6	3	124	133	13	146

Institution: Santa Clara University (122931)

User ID: P1229311

Part A - Unduplicated Count for Undergraduate Students

12-month Unduplicated Count by Race/Ethnicity and Sex - Undergraduate Student Total

July 1, 2024 – June 30, 2025

Male

Enrolled for credit	Total full-time undergraduate students	Total part-time undergraduate students	Grand total, all undergraduate students
<u>U.S. Nonresident</u>	328	6	334
<u>Hispanic/Latino</u>	550	25	575
<u>American Indian or Alaska Native</u>	3	0	3
<u>Asian</u>	717	35	752
<u>Black or African American</u>	92	2	94
<u>Native Hawaiian or Other Pacific Islander</u>	6	0	6
<u>White</u>	1,239	36	1,275
Two or more races	318	15	333
<u>Race and ethnicity unknown</u>	75	29	104
Total male	3,328	148	3,476

Female

Enrolled for credit	Total full-time undergraduate students	Total part-time undergraduate students	Grand total, all undergraduate students
<u>U.S. Nonresident</u>	193	3	196
<u>Hispanic/Latino</u>	737	17	754
<u>American Indian or Alaska Native</u>	2	0	2
<u>Asian</u>	671	23	694
<u>Black or African American</u>	131	2	133
<u>Native Hawaiian or Other Pacific Islander</u>	7	0	7
<u>White</u>	1,184	23	1,207
Two or more races	291	10	301
<u>Race and ethnicity unknown</u>	59	22	81
Total female	3,275	100	3,375

Grand total (male+female)	6,603	248	6,851
----------------------------------	--------------	------------	--------------

Institution: Santa Clara University (122931)

User ID: P1229311

Part A - Unduplicated Count for Graduate Students

12-month Unduplicated Count by Race/Ethnicity and Sex - Full-time and Part-time Graduate Students

July 1, 2024 – June 30, 2025

Reporting Reminders:

- The 12-month unduplicated count must be equal or greater than the corresponding prior year fall enrollment.
- Report Hispanic/Latino individuals of any race as Hispanic/Latino
- Report race for non-Hispanic/Latino individuals only
- Report **all** postbaccalaureate degree and certificate students as graduate students, **including any doctor's - professional practice students (formerly first-professional)**

Male

Students <u>enrolled for credit</u>	Graduate students		
	Total <u>full-time</u>	Total <u>part-time</u>	Total <u>graduate students</u>
<u>U.S. Nonresident</u>	374	107	481
<u>Hispanic/Latino</u>	110	119	229
<u>American Indian or Alaska Native</u>	1	0	1
<u>Asian</u>	178	143	321
<u>Black or African American</u>	21	19	40
<u>Native Hawaiian or Other Pacific Islander</u>	2	2	4
<u>White</u>	243	186	429
Two or more races	30	32	62
<u>Race and ethnicity unknown</u>	30	45	75
Total male	989	653	1,642
Total male prior year			1,670

Female

Students <u>enrolled for credit</u>	Graduate students		
	Total <u>full-time</u>	Total <u>part-time</u>	Total <u>Graduate students</u>
<u>U.S. Nonresident</u>	270	163	433
<u>Hispanic/Latino</u>	249	207	456
<u>American Indian or Alaska Native</u>	1	0	1
<u>Asian</u>	228	202	430
<u>Black or African American</u>	17	27	44

<u>Native Hawaiian or Other Pacific Islander</u>	2	2	4
<u>White</u>	288	210	498
Two or more races	62	32	94
<u>Race and ethnicity unknown</u>	32	40	72
Total female	1,149	883	2,032
Total female prior year			1,991
Grand total (2024-25)	2,138	1,536	3,674
Prior year data:			
Grand total (male+female) prior year			3,661
i Total graduate enrollment Fall 2024 <i>NOTE: Grand total (2024-25) calculated above is expected to be greater than Total graduate enrollment Fall 2024.</i>	1,919	1,232	3,151

Institution: Santa Clara University (122931)

User ID: P1229311


Part A - Sex Unknown

12-month Unduplicated Count by Sex Unknown

Reporting Reminders:

- The purpose of this supplemental section is to determine whether institutions are able to report the number of students for whom sex is unknown. Note that these students must still be allocated into the 'Male' and 'Female' categories in all other sections of the survey component.

	Number of students	
	Undergraduate students	Graduate students
	Current Year	Current Year
Grand total	6,851	3,674
Sex unknown (i.e., sex information is not known or not collected)	<input type="text" value="0"/>	<input type="text" value="0"/>

 You may use the box below to provide additional context for the data you have reported above. Context notes will be posted on the College Navigator website. Therefore, you should write all context notes using proper grammar (e.g., complete sentences with punctuation) and common language that can be easily understood by students and parents (e.g., spell out acronyms).

Institution: Santa Clara University (122931)


User ID: P1229311

Part A – 12-month Enrollment by Distance Education Status

12-month Unduplicated Count - Distance Education Status

July 1, 2024 – June 30, 2025

	<u>Undergraduate</u> Students		<u>Graduate</u> Students
	<u>Degree/certificate-seeking</u>	Non-degree/non-certificate-seeking	
Students <i>enrolled exclusively</i> in <u>distance education courses</u>	11	15	474
Students <i>enrolled in at least one but not all</i> distance education courses	1,116	10	1,547
Students <i>not enrolled in any</i> distance education courses	5,590	109	1,653
Total (Carried forward from part A)	6,717	134	3,674

 You may use the box below to provide additional context for the data you have reported above. Context notes will be posted on the College Navigator website. Therefore, you should write all context notes using proper grammar (e.g., complete sentences with punctuation) and common language that can be easily understood by students and parents (e.g., spell out acronyms).

Institution: Santa Clara University (122931)

User ID: P1229311

Part B - Instructional Activity

12-month Instructional Activity

July 1, 2024 - June 30, 2025

Instructional Activity Reporting Reminder:

- Instructional activity is used to calculate an IPEDS FTE based on the institution's reported calendar system.
- Graduate credit hour activity should not include any doctor's - professional practice activity, the total of those students' FTE is entered separately instead.

FTE Reporting Reminder:

- Institutions need not report their own calculations of undergraduate or graduate FTE unless IPEDS FTE calculations would be misleading for comparison purposes among all IPEDS reporting institutions.

Instructional Activity

	2024-25 total activity	Prior year data
Undergraduate level:		
<u>Credit hour activity</u>	<input type="text" value="332,588"/>	314,404
Graduate level:		
<u>Credit hour activity</u> (Do not include doctor's-professional practice instructional activity here; the total FTE of those students should be entered separately below)	<input type="text" value="60,834"/>	60,462

Full-Time Equivalent (FTE) of Students


	2024-25 total activity	Prior year data
<u>Doctor's - professional practice level:</u>		
<u>Doctor's - professional practice</u> FTE student estimate	<input type="text" value="712"/>	681

Calendar system (as reported on the prior year IC survey component):	Quarter
--	---------

If the IPEDS calculated FTE estimates below are not reasonable, **AND** you have reported the correct instructional activity hours above, enter your best FTE estimate in the "Institution reported FTE" column below and save the page. This option should be used **ONLY** if the calculated estimate is not reasonable for your institution and IPEDS comparisons.

Please provide your best estimate of undergraduate and graduate FTE for the 12-month reporting period **only if the calculated FTE estimate below is not reasonable for IPEDS comparison purposes**. Please provide an explanation in the context box if the option is used due to Coronavirus Pandemic.

	Calculated FTE 2024-25	Institution reported FTE 2024-25	Prior year FTE 2023-24
Undergraduate student FTE	7,391	<input type="text" value="6,478"/>	6,139
Graduate student FTE (excluding doctor's - professional practice student FTE)	1,690	<input type="text" value="1,690"/>	1,680
Doctor's - professional practice student FTE		712	681
Total FTE student enrollment		8,880	8,500

 Context notes will be posted on the College Navigator website. Therefore, you should write all context notes using proper grammar (e.g., complete sentences with punctuation) and common language that can be easily understood by students and parents (e.g., spell out acronyms).

Institution: Santa Clara University (122931)

User ID: P1229311

Prepared by

Prepared by

Reporting Reminders:

- The name of the preparer is being collected so that we can follow up with the appropriate person in the event that there are questions concerning the data.
- The Keyholder will be copied on all email correspondence to other preparers.
- The time it took to prepare this component is being collected so that we can continue to improve our estimate of the reporting burden associated with IPEDS.
- Please include in your estimate the time it took for you to review instructions, query and search data sources, complete and review the component, and submit the data through the Data Collection System.
- Thank you for your assistance.

This survey component was prepared by:		
<input type="radio"/>	Keyholder	<input type="radio"/>
<input type="radio"/>	Finance Contact	<input type="radio"/>
		<input type="radio"/>
		SFA Contact
		HR Contact
		Other
Name:	<input type="text"/>	
Email:	<input type="text"/>	

How many staff from your institution only were involved in the data collection and reporting process of this survey component?
<input type="text"/> Number of Staff (including yourself)

How many hours did you and others from your institution only spend on each of the steps below when responding to this survey component? <i>Exclude the hours spent collecting data for state and other reporting purposes.</i>				
Staff member	Collecting Data Needed	Revising Data to Match IPEDS Requirements	Entering Data	Revising and Locking Data
Your office	<input type="text"/> hours	<input type="text"/> hours	<input type="text"/> hours	<input type="text"/> hours
Other offices	<input type="text"/> hours	<input type="text"/> hours	<input type="text"/> hours	<input type="text"/> hours

Institution: Santa Clara University (122931)

User ID: P1229311

Summary

12-Month Enrollment Component Summary

The purpose of this summary is to provide you an opportunity to view some of the data that, when accepted through the IPEDS quality control process, will appear on the [College Navigator](#) website and/or your institution's Data Feedback Report (DFR). In addition, all data reported in IPEDS survey components become publicly available through the [IPEDS Use the Data](#) and appear as aggregated statistics in various Department of Education reports. [College Navigator](#) is updated approximately three months after the data collection period closes and DFRs will be available through the [IPEDS Use the Data](#).

Please review your data for accuracy. If you have questions about the data displayed below or after reviewing the data reported on the survey screens, please contact the IPEDS Help Desk at: 1-877-225-2568 or ipedshelp@rti.org.

12-Month Unduplicated Headcount and Full-Time Equivalent Students	
Total 12-month unduplicated headcount enrollment	10,525
Undergraduate student unduplicated headcount enrollment	6,851
Graduate student unduplicated headcount enrollment	3,674
Total 12-month full-time equivalent (FTE) student enrollment	8,880
Undergraduate student FTE enrollment	6,478
Graduate student FTE enrollment	1,690
Doctor's-professional practice FTE enrollment	712

Total 12-month Undergraduate Student Characteristics	
Percent of undergraduate students who are female	49 %
Percent of undergraduate students who are full-time	96 %
Percent of undergraduate students who are enrolled exclusively in distance education courses	0 %
Percent of undergraduate students by U.S. resident status and race/ethnicity: Note: Race/ethnicity is not collected for U.S. Nonresidents.	
U.S. Resident	92 %
American Indian or Alaska Native	0 %
Asian	21 %
Black or African American	3 %
Hispanic/Latino	19 %
Native Hawaiian or Pacific Islander	0 %
White	36 %

	Two or More Races	9 %
	Race and ethnicity unknown	3 %
U.S. Nonresident		8 %

Total 12-month Graduate Student Characteristics

Percent of graduate students who are female		55 %
Percent of graduate students who are full-time		58 %
Percent of graduate students who are enrolled exclusively in distance education courses		13 %
Percent of graduate students by U.S. resident status and race/ethnicity: Note: Race/ethnicity is not collected for U.S. Nonresidents.		
U.S. Resident		75 %
	American Indian or Alaska Native	0 %
	Asian	20 %
	Black or African American	2 %
	Hispanic/Latino	19 %
	Native Hawaiian or Pacific Islander	0 %
	White	25 %
	Two or More Races	4 %
	Race and ethnicity unknown	4 %
U.S. Nonresident		25 %

Edit Report

12-month Enrollment

Source	Description	Severity	Resolved	Options
Screen: Part B - Instructional Activity				
Perform Edits	The number of undergraduate credit hours reported on the Part B - Instructional Activity screen is not within the expected range. For institutions on a quarter calendar system, each undergraduate student reported in Part A typically enrolls in between 14 and 45 credit hours over the 12-month period. Please correct your data or contact the IPEDS Help Desk for assistance. (Error #9217)	Fatal	Yes	
Reason	Overridden by administrator. Majority of undergrads are full-time and often take more than 45 credit hours over a 12-month period; consistent with prior years. TMB			
Related Screens	Instructional Activity, Undergraduate Students Total			