

# IPEDS 2024-25 Data Collection System

IPEDS HELP DESK (877) 225-2568 | [ipedshelp@rti.org](mailto:ipedshelp@rti.org)  
OMB NO. 1850-0582 v.33 : Approval Expires 8/31/2027  
User ID: P1229311

## Cost I 2024-25

Institution: Santa Clara University (122931)

User ID: P1229311

### Overview

#### Cost Overview

The purpose of the Cost (CST) component is to collect information on student charges for Cost of Attendance estimates and to calculate an Average Net Price (ANP) for first-time, full-time undergraduate students to meet requirements of the Higher Education Act of 1965 (HEA), as amended. This component also collects information on tuition and fees for other groups of students.

Much of the data reported on CST appear on College Navigator, which is updated only one time after CST data have been reviewed by NCES. Therefore, any data reporting errors may stay on College Navigator for a full year.

Additionally, the ANP calculation has important implications for what students see about your institution, and also for the College Affordability and Transparency Center lists.

#### Data Reporting Reminder:

- Report data to accurately reflect the time period corresponding with the IPEDS survey component, even if such reporting is seemingly inconsistent with prior-year reporting.

#### Changes in reporting:

The following changes were made for the 2024-25 collection:

- This is a new survey component that will open in the Fall to allow Cost of Attendance (COA) data to be updated on College Navigator. The component will reopen in the Winter to collect selected information on financial aid awards to calculate an institutional Average Net Price (ANP), at which time COA data elements can be updated or corrected.
- Added questions to determine and make publicly available the information on whether postsecondary institutions ask for other financial information not on the FAFSA form and whether they collect asset data even when students qualify for having their assets exempted from the federal need analysis as this information required by the FAFSA Simplification Act.
- Added question about waiving application fees for students with demonstrated financial need.
- Added an option to report both off-campus with family and off-campus not with family for food and housing and other expenses.
- Added collection of application fee for Doctor's - professional practice programs.

#### Resources:

- To download the survey materials for this component: [Survey Materials](#)
- To access your prior year data submission for this component: [Reported Data](#)

If you have questions about completing this survey, please contact the IPEDS Help Desk at 1-877-225-2568.

Institution: Santa Clara University (122931)

User ID: P1229311

## Important Instructions for COMBINED Reporting

### Important Instructions for COMBINED Reporting on Institutional Characteristics

For Institutions with Campus Reporting

You will submit a single Cost component that combines data from your main campus and all campuses that report under the main campus. The only exception to this is the Cost of Attendance, which you will submit separately for the main campus and each campus. The Cost of Attendance screen in Section 1 - Part B is for the main campus; the Cost of Attendance screens in Section 1 - Part E are for the campuses.

Please report **combined** data for the following parts:

- Section 1 - Student Charges - all screens, **except Cost of Attendance**

Please report data **separately** for the main campus:

- Section 1 - Part B - Cost of Attendance

Please report data **separately** for each campus:

- Section 1 - Part E - Award Levels; Full-time, first-time students; Cost of Attendance

Section 1 - Part E screens will be provided for the submission of separate data by campus.

Screens will also be provided so that you can update the Institution Identification information for each branch campus.

Institution: Santa Clara University (122931)

User ID: P1229311

## Screening Questions

**1. Does your institution offer institutionally-controlled housing (on-campus and/or off-campus)?***If you answer **Yes** to this question, you will be expected to specify a housing capacity, and to report a housing charge or a combined food and housing charge.*

- ☐ No
- ☒ Yes

Specify housing capacity for academic year 2024-25

3,779

**2. Are all full-time, first-time degree/certificate-seeking students required to live on campus or in institutionally controlled housing?***This is only a screening question, and your response does not show up on College Navigator.**If you answer **Yes** to this question, you will not be asked to report off-campus food and housing in the cost of attendance. If you make **ANY** exceptions to this rule, please answer **No** so that this does not cause conflicts with the average net price calculation. Misreporting may lead to an inaccurate average net price calculation for your institution.*

- ☒ No
- ☐ Yes, and we do not make **ANY** (even one) exceptions to this rule

**3. Does your institution charge different tuition rates for in-district, in-state, or out-of-state students?***If you answer **Yes** to this question, you will be expected to report different tuition amounts for in-district, in-state, and out-of-state students (as applicable).**Only select **YES** if you charge different tuition by students' residence status. You should not select **YES** and then report the same tuition rate 3 times.*

- ☒ No
- ☐ Yes, please check all tuition rates charged by your institution
- ☐ In-district
- ☐ In-state
- ☐ Out-of-state

**4. Do you offer food or meal plans to your students?***If you answer **Yes** to this question, you will be expected to report a food charge or combined food and housing charge (C10).*

- ☐ No
- ☐ Yes - Enter the number of meals per week for the meal plan with the largest number of meals available
- 
- ☒ Yes - Number of meals per week can vary (e.g., students charge meals against a meal card)

**5. Does your institution charge an application fee?**

- ☐ No
- ☒ Yes - select checkboxes for the student level(s) that have an application fee and report the amount of application fee(s) in Section 1 Part A.
- ☒ Undergraduate programs
- ☒ Graduate programs (not including Doctor's-Professional practice)

☒ Doctor's-Professional Practice programs

**6. For institutions that charge an application fee, can the application fee be waived for applicants that demonstrate financial need?**

- ☐ No
- ☒ Yes (please indicate for which level(s) application fee can be waived)
- ☒ Undergraduate programs
  - ☒ Graduate programs (not including Doctor's-Professional practice)
  - ☐ Doctor's-Professional Practice programs

**7. Indicate whether or not your institution participates in a Promise program.**

- ☒ No
- ☐ Yes

**8. Indicate whether or not any of the following alternative tuition plans are offered by your institution.**

- ☐ No
- ☒ Yes [Check all that apply]
- ☐ Tuition guarantee
  - ☐ Prepaid tuition plan
  - ☒ Tuition payment plan
  - ☐ Other (specify in box below)


**9. For the purposes of awarding institutional financial aid, does your institution require asset information from students who qualify for the exemption from asset reporting on the FAFSA form?**

- ☐ No
- ☒ Yes

**10. For the purpose of awarding institutional financial aid, does your institution require additional financial information separate from the FAFSA form?**

- ☐ No
- ☒ Yes (please include a website link to where your institution's website explains what additional financial information is required).

Link URL:


 You may use the box below to provide additional context for the data you have reported above. Context notes will be posted on the College Navigator website. Therefore, you should write all context notes using proper grammar (e.g., complete sentences with punctuation) and common language that can be easily understood by students and parents (e.g., spell out acronyms).


Institution: Santa Clara University (122931)

User ID: P1229311

## Section 1 - Student Charges: Part A - Application fees

If the institution charges an application fee, indicate the amount.

	 Amount	Prior year
Undergraduate application fee	<input type="text" value="70"/>	70
Graduate application fee (not including Doctor's-Professional practice)	<input type="text" value="50"/>	75
Doctor's-Professional Practice programs	<input type="text" value="75"/>	

 You may use the box below to provide additional context for the data you have reported above. Context notes will be posted on the College Navigator website. Therefore, you should write all context notes using proper grammar (e.g., complete sentences with punctuation) and common language that can be easily understood by students and parents (e.g., spell out acronyms).

Institution: Santa Clara University (122931)


User ID: P1229311

## Section 1 - Student Charges: Part B - Cost of attendance for full-time, first-time undergraduate students

## Reporting Reminders:

- These data will be made available to the public on College Navigator. If your institution participates in any Title IV programs (Federal Pell Grant, Federal Direct Loan, etc.), all information must be reported.
- For current year amounts: Please enter the amounts below.
- For prior year amounts: Please review the amounts below for accuracy and consistency with your institution's records and edit if needed. These data will be made available to the public on College Navigator.
- Estimates of expenses for books and supplies, food and housing, and other expenses are those from the Cost of Attendance report used by the financial aid office in determining financial need.

Charges for full academic year	2021-22	2022-23	2023-24	2024-25		
<u>Tuition and required fees:</u>					<b>i</b> <u>Tuition Guarantee</u> (check only if applicable to <b>entering students in 2024-25</b> )	Guaranteed increase %
Tuition	55,224	56,880	58,587	<input type="text" value="60,639"/>	<input type="checkbox"/>	<input type="text"/>
Required fees	636	654	654	<input type="text" value="654"/>	<input type="checkbox"/>	<input type="text"/>
Tuition + fees total	55,860	57,534	59,241	61,293		
<u>Books and supplies</u>	1,125	1,152	939	<input type="text" value="1,062"/>		
<u>On-campus:</u>						
<u>Food and housing</u>	16,533	17,112	18,984	<input type="text" value="19,893"/>		
<u>Other expenses</u>	2,979	3,051	<input checked="" type="checkbox"/> 3,978	<input type="text" value="4,446"/>		
Food and housing and other expenses total	19,512	20,163	22,962	24,339		
<u>Off-campus (not with family):</u>						
<u>Food and housing</u>	17,253	17,784	19,431	<input type="text" value="22,086"/>		
<u>Other expenses</u>	4,761	4,860	<input checked="" type="checkbox"/> 6,192	<input type="text" value="6,930"/>		
Food and housing and other expenses total	22,014	22,644	25,623	29,016		
<u>Off-campus (with family):</u>						
<u>Food and housing</u>				<input checked="" type="checkbox"/> <input type="text" value="11,493"/>		
<u>Other expenses</u>	4,275	4,374	5,220	<input type="text" value="5,850"/>		
Food and housing and other expenses total	4,275	4,374	5,220	17,343		

 You may use the box below to provide additional context for the data you have reported above. Context notes will be posted on the College Navigator website. Therefore, you should write all context notes using proper grammar (e.g., complete sentences with punctuation) and common language that can be easily understood by students and parents (e.g., spell out acronyms).

☒ Non-applicable

☐ The Cost of Attendance varies by program.

☐ The Cost of Attendance or tuition and fee methodology changed from last year.

☐ We allow special Cost of Attendance allowance additions for some programs and student categories.

☐ Cost of Attendance updates are based on a recent (prior or current year) cost survey.

☐ Tuition and fees, and Cost of Attendance components vary by campus location.

☐ This is a U.S. Service Academy. All costs are covered, and students receive a stipend in exchange for a U.S. Armed Forces service commitment.

☐ First-year students must live on campus.

☐ The Tuition and Fees includes the estimated cost of a computer required for all students.

☐ The Tuition and Fees includes the cost of books and supplies.

☐ The Books and Supplies includes the estimated cost of a computer required for all students.

☐ The Cost of Attendance (COA) is based on a weighted average of student living arrangement categories while enrolled.

☐ The Cost of Attendance (COA) is based on a weighted average of costs for all students across Title IV eligible programs.

☐ Other

Institution: Santa Clara University (122931)

User ID: P1229311

## Section 1 - Student Charges: Part C - Tuition and Required Fees by Level (Undergraduate and Graduate [not including Doctor's-Professional practice])

When reporting for graduate students, **do not include** tuition for Doctor's-Professional students. This will be collected separately.

Average tuition and required fees to all students in each category for the full academic year 2024-25 should be included (not just first-time, full-time undergraduate students).		
Undergraduate students (all)	Amount	Prior year
Full-time		
<u>Tuition</u>	60,639	58,587
<u>Required fees</u>	654	654
Part-time		
<u>Tuition (per credit hour charges)</u>	1,684	1,627
<u>Required fees</u>	654	
Graduate students (not including Doctor's-Professional practice)	Amount	Prior year
Full-time		
<u>Tuition</u>	<input checked="" type="checkbox"/> 31,394	25,873
<u>Required fees</u>	75	0
Part-time		
<u>Tuition (per credit hour charges)</u>	1,025	1,160
<u>Required fees</u>	75	



You may use the box below to provide additional context for the data you have reported above. Context notes will be posted on the College Navigator website. Therefore, you should write all context notes using proper grammar (e.g., complete sentences with punctuation) and common language that can be easily understood by students and parents (e.g., spell out acronyms).



Institution: Santa Clara University (122931)

User ID: P1229311

## Section 1 - Student Charges: Part D - Tuition and Required Fees by Level (Selected Doctor's-Professional Practice)

Average tuition and required fees to all students in each category for the full academic year 2024-25 should be included. DO NOT include food and housing charges.	
	Amount
1. Chiropractic (D.C. or D.C.M.):	
<u>Tuition</u>	<input type="text"/>
<u>Required fees</u>	<input type="text"/>
2. Dentistry (D.D.S. or D.M.D.):	
<u>Tuition</u>	<input type="text"/>
<u>Required fees</u>	<input type="text"/>
3. Medicine (M.D.):	
<u>Tuition</u>	<input type="text"/>
<u>Required fees</u>	<input type="text"/>
4. Optometry (O.D.):	
<u>Tuition</u>	<input type="text"/>
<u>Required fees</u>	<input type="text"/>
5. Osteopathic Medicine (D.O.):	
<u>Tuition</u>	<input type="text"/>
<u>Required fees</u>	<input type="text"/>
6. Pharmacy (Pharm.D.):	
<u>Tuition</u>	<input type="text"/>
<u>Required fees</u>	<input type="text"/>
7. Podiatry (Pod.D., D.P., or D.P.M.):	
<u>Tuition</u>	<input type="text"/>
<u>Required fees</u>	<input type="text"/>
8. Veterinary Medicine (D.V.M.):	
<u>Tuition</u>	<input type="text"/>
<u>Required fees</u>	<input type="text"/>
9. Law (J.D.):	



<u>Tuition</u>	60,816
<u>Required fees</u>	790


Institution: Santa Clara University (122931)

User ID: P1229311

## Section 1 - Student Charges: Part E - Food and Housing

**What are the typical food and housing charges for a student for the full academic year 2024-25?***If your institution offers food or housing at no charge to students, enter zero.**If you report food and housing separately, leave the combined charge blank. If you report a combined charge, leave the food and housing charges blank.*

<u>Food</u> and <u>Housing</u> charges	Amount	Prior year
 Housing charge (Double occupancy)	12,492	
 Food charge (Maximum plan)	7,401	
Combined food and housing charge (Answer only if you CANNOT separate food and housing charges.)	N/A	18,984

 You may use the box below to provide additional context for the data you have reported above. Context notes will be posted on the College Navigator website. Therefore, you should write all context notes using proper grammar (e.g., complete sentences with punctuation) and common language that can be easily understood by students and parents (e.g., spell out acronyms).

Institution: Santa Clara University (122931)

User ID: P1229311

## Section 1 - Student Charges: Part E - Branch Campus List

Campus List			
<ul style="list-style-type: none"><li>Click on the screen name under the 'Campus Name' to access the survey pages for the branch campus.</li><li>You will not be able to lock the Cost I survey for the main campus until the Status for each branch campus is Clean.</li></ul>			
Campus ID	Campus Name	Address	Status
12293101	Jesuit School of Theology of Santa Clara University	1735 Le Roy Ave Berkeley, CA 94709	Not Applicable

Institution: Santa Clara University (122931)

User ID: P1229311

**Prepared by****Prepared by**

## Reporting Reminders:

- The name of the preparer is being collected so that we can follow up with the appropriate person in the event that there are questions concerning the data.
- The Keyholder will be copied on all email correspondence to other preparers.
- The time it took to prepare this component is being collected so that we can continue to improve our estimate of the reporting burden associated with IPEDS.
- Please include in your estimate the time it took for you to review instructions, query and search data sources, complete and review the component, and submit the data through the Data Collection System.
- Thank you for your assistance.

This survey component was prepared by:			
<input checked="" type="radio"/>	Keyholder	<input type="radio"/>	SFA Contact
<input type="radio"/>	Finance Contact	<input type="radio"/>	Academic Library Contact
		<input type="radio"/>	HR Contact
		<input type="radio"/>	Other
Name:	<input type="text" value="Jia Seow"/>		
Email:	<input type="text" value="SurveyRequests@scu.edu"/>		

How many staff from your institution only were involved in the data collection and reporting process of this survey component?	
<input type="text"/>	Number of Staff (including yourself)

How many hours did you and others from your institution only spend on each of the steps below when responding to this survey component? <i>Exclude the hours spent collecting data for state and other reporting purposes.</i>				
Staff member	Collecting Data Needed	Revising Data to Match IPEDS Requirements	Entering Data	Revising and Locking Data
Your office	<input type="text"/> hours	<input type="text"/> hours	<input type="text"/> hours	<input type="text"/> hours
Other offices	<input type="text"/> hours	<input type="text"/> hours	<input type="text"/> hours	<input type="text"/> hours

Institution: Santa Clara University (122931)

User ID: P1229311

## Summary

### Cost I Component Summary

The purpose of this summary is to provide you an opportunity to view some of the data that, when accepted through the IPEDS quality control process, will appear on the [College Navigator](#) website and/or your institution's Data Feedback Report (DFR). In addition, all data reported in IPEDS survey components become publicly available through the [IPEDS Use the Data](#) and appear as aggregated statistics in various Department of Education reports. [College Navigator](#) is updated approximately three months after the data collection period closes and DFRs will be available through the [IPEDS Use the Data](#) and sent to your institution's CEO at the end of 2025.

Please review your data for accuracy. If you have questions about the data displayed below or after reviewing the data reported on the survey screens, please contact the IPEDS Help Desk at: 1-877-225-2568 or [ipedshelp@rti.org](mailto:ipedshelp@rti.org).

GENERAL INFORMATION	
Reporter Type	Academic
Calendar System	Quarter
Award Levels Offered	Bachelor's degree Postbaccalaureate certificate Master's degree Doctor's degree - research/scholarship Doctor's degree - professional practice Full-time Undergraduate
Levels of Enrollment Offered	Full-time First-time, degree/certificate-seeking Undergraduate Full-time Graduate (not including doctor's professional) Part-time Undergraduate Part-time First-time, degree/certificate-seeking Undergraduate Part-time Graduate (not including doctor's professional) Doctor's degree - professional practice programs
System	No system

PRICING INFORMATION					
Alternative Tuition Plans		Tuition payment plan			
Promise program		No			
Full-time Undergraduate Tuition and Fees		Tuition		Fees	
	Average full-time undergraduate student tuition and fees for academic year 2024-25	60,639		654	
Full-time Graduate Tuition and Fees		Tuition		Fees	
	Average full-time graduate student tuition and fees for academic year 2024-25	31,394		75	
First-time, Full-time Undergraduate Cost of Attendance					
	Estimated expenses for academic year	2021-22	2022-23	2023-24	2024-25
	Tuition and fees	55,860	57,534	59,241	61,293
	Books and supplies	1,125	1,152	939	1,062

	On-campus food and housing	16,533	17,112	18,984	19,893
	On-campus other expenses	2,979	3,051	3,978	4,446
	Off-campus food and housing	17,253	17,784	19,431	22,086
	Off-campus other expenses	4,761	4,860	6,192	6,930
	Off-campus with family food and housing				11,493
	Off-campus with family other expenses	4,275	4,374	5,220	5,850

Institution: Santa Clara University (122931 )

User ID: P1229311

## Edit Report

## Cost I

Source	Description	Severity	Resolved	Options
Screen: Part B - Cost of Attendance for FTFTUG				
Screen Entry	This value is expected to be within 20% of the prior year amount. Please correct your data or explain. (Error #11110) <b>This edit and explanation were retained from the prior year (for reference) and do not need to be re-explained in the current year edit report.</b>	Explanation	Yes	
Reason	Data have been verified as correct			
Screen Entry	This value is expected to be within 20% of the prior year amount. Please correct your data or explain. (Error #11110) <b>This edit and explanation were retained from the prior year (for reference) and do not need to be re-explained in the current year edit report.</b>	Explanation	Yes	
Reason	Data have been verified as correct			
Screen Entry	For students living Off-Campus (with family), any charges reported for food and housing are expected to be small, as it is assumed that students living at home with parents will be responsible for minimal food and housing costs. Please review your student financial aid budget(s), and if this amount is determined to be correct, please provide an explanation for the value reported. Otherwise, please revise your data. (Error #11564)	Explanation	Yes	
Reason	Data have been verified as correct			
Screen: Part C - Tuition and Required Fees for UG and G				
Screen Entry	This value is expected to be within 20% of the prior year amount. Please correct your data or explain. (Error #11110)	Explanation	Yes	
Reason	Data have been verified as correct			