

IC Header 2022-23

Institution: Santa Clara University (122931)

All responses pre-loaded online from prior year survey; no changes.

User ID: P1229311

Overview

One new question in Part C regarding noncredit education.

IC Header Overview

Welcome to the Institutional Characteristics Header survey component (IC Header). This survey was introduced to collect data that are key to reporting throughout the IPEDS data collection, and must be completed and locked before any other survey can be started.

The IC Header should be completed based on the **current year**. Some IC Header questions may require nothing more than a confirmation, if nothing has changed. Please make changes as necessary, and complete items that do need a response (enrollment questions).

Remember, it is the responsibility of the keyholder to provide NCES with accurate data about the institution. Please never hesitate to call the IPEDS Help Desk at 1-877-225-2568 and ask for help to make sure that you are reporting correctly!

Because of the importance of the IC Header data in determining the screens you will receive in other surveys, be sure to report correctly, and to contact the IPEDS Help Desk if you have **ANY** questions about what you need to report.

The IC Header data affect other survey components in the following ways:

- The Educational Offerings question verifies your institution's inclusion in IPEDS.
- The Control and Levels page is key to all survey components, especially to Finance (F) and Graduation Rates (GR). Additionally, this is important information for students, impacts many federal reports, and is used in placing institutions in appropriate net price groupings.
- Calendar system selection impacts student charges data reported in Institutional Characteristics (IC), Fall Enrollment (EF) data, GR data, and Student Financial Aid (SFA) data related to the net price calculation.
- Enrollment levels impact student charges in IC and enrollment categories in the EF survey component.
- The Open Admission question determines whether the Admissions component will be required in the Winter collection.
- The Academic Libraries expenses question determines whether the Academic Libraries component will be required in the Spring collection. This question is asked of degree-granting institutions only.
- The operations question for new institutions determines reporting of 12-month enrollment (E12).

Data Reporting Reminder:

- Report data to accurately reflect the time period corresponding with the IPEDS survey component, even if such reporting is seemingly inconsistent with prior-year reporting.

Changes to reporting for 2022-23:

The following changes have been made for 2022-23:

- The Mission Statement Question from Institutional Characteristics has been moved to the IC Header. Subsequent questions in Part B have been renumbered.
- Part A Question 1 has been clarified to show it is a screening question for applicability and should only include for-credit activities; added remedial education.
- Added informational question regarding noncredit education in Part C.

Resources:

- To download survey materials package for this component: [Survey Materials](#)

If you have questions about completing the survey, please contact the IPEDS Help Desk at 1-877-225-2568.

Institution: Santa Clara University (122931)

Part A - Educational Offerings

1. Which of the following types of for-credit instruction/programs are offered by your institution? [Check one or more]

i *If your institution does not offer for-credit occupational, academic or continuing professional programs, you are not expected to complete this or any other IPEDS survey component.*

- Occupational, may lead to a certificate, degree, or other recognized postsecondary credential
- Academic, may lead to a certificate, degree, or diploma
- Continuing professional (postbaccalaureate only)
- Recreational or avocational (leisure) programs
- Adult basic or high school equivalency
- Secondary (high school)
- Remedial

Institution: Santa Clara University (122931)

Part B - Mission Statement

1. Provide the institution's mission statement *or* a web address (URL) where the mission statement can be found. Typed statements are limited to 2,000 characters or less. The mission statement will be available to the public on College Navigator.

Mission Statement URL:

Mission Statement:

Institution: Santa Clara University (122931)

Part B - Organization - Control and Levels

2. What is your institutional control or affiliation?

Be sure to select the correct control for your institution. Errors on this question have an impact throughout the IPEDS surveys, in federal reporting, in net price groupings, and on your institutions' appearance to students. If you reported incorrectly in a previous year, please contact the IPEDS Help Desk at 877.225.2568 to correct the error.

Public - Select primary and/or secondary controls below

Primary control

Secondary control (if applicable)

Select One Select One

Private for-profit

Private not-for-profit independent (no religious affiliation)

Private not-for-profit religious affiliation - Select affiliation below

Roman Catholic

3. What award levels are offered by your institution? [Check all that apply]

Award Levels reported should be completed based on the **current year**. When reporting award levels for subbaccalaureate certificates (levels 1a, 1b, 2, and 4), **determine program length by the number of credit or clock hours**.


The "Other" award level should not be used unless your program truly does not fit any of the other award levels. We expect very few institutions to fit the "Other" category.

Even though Teacher Preparation certificate programs may require a bachelor's degree for admission, they are considered subbaccalaureate undergraduate programs. Check the applicable award level 1a, 1b, 2, or 4, depending on the length of the Teacher Preparation program.

| Award Level | | |
|---------------------------------|--------------------------|--|
| BELOW THE BACCALAUREATE: | | |
| 1a | <input type="checkbox"/> | <u>Postsecondary award, certificate, or diploma of</u> - less than 300 clock hours, or - less than 9 semester or trimester credit hours, or - less than 13 quarter credit hours |
| 1b | <input type="checkbox"/> | <u>Postsecondary award, certificate, or diploma of</u> - 300-899 clock hours, or - 9-29 semester or trimester credit hours, or - 13-44 quarter credit hours |
| 2 | <input type="checkbox"/> | <u>Postsecondary award, certificate, or diploma of</u> - at least 900 but less than 1,800 clock hours, or - at least 30 but less than 60 semester or trimester credit hours, or - at least 45 but less than 90 quarter credit hours |
| 3 | <input type="checkbox"/> | <u>Associate's degree</u> |
| 4 | <input type="checkbox"/> | <u>Postsecondary award, certificate, or diploma of</u> - 1,800 or more clock hours, or - 60 or more semester or trimester credit hours, or - 90 or more quarter credit hours |
| BACCALAUREATE AND ABOVE: | | |

| | | |
|----|-------------------------------------|--|
| 5 | <input checked="" type="checkbox"/> | <u>Bachelor's degree</u> or equivalent |
| 6 | <input checked="" type="checkbox"/> | <u>Postbaccalaureate certificate</u> |
| 7 | <input checked="" type="checkbox"/> | <u>Master's degree</u> |
| 8 | <input checked="" type="checkbox"/> | <u>Post-master's certificate</u> |
| 17 | <input checked="" type="checkbox"/> | <u>Doctor's degree - research/scholarship</u> |
| 18 | <input checked="" type="checkbox"/> | <u>Doctor's degree - professional practice</u> |
| 19 | <input type="checkbox"/> | <u>Doctor's degree - other</u> |
| 12 | <input type="checkbox"/> | Other (please specify in context box below) |

Yes, I confirm that I reviewed the award levels offered by my institution above.

 You may use the box below to provide additional context for the data you have reported above. Context notes will be posted on the College Navigator website. Therefore, you should write all context notes using proper grammar (e.g., complete sentences with punctuation) and common language that can be easily understood by students and parents (e.g., spell out acronyms).

Institution: Santa Clara University (122931)

Part B - Organization - Calendar System

Your response to the next question determines how your institution reports Institutional Characteristics student charges data in the fall, Student Financial Aid data in the winter, and Graduation Rates data in the winter. *It also impacts the net price calculation in the Student Financial Aid survey.*

If the calendar system differs from prior year or requires a change, please contact the IPEDS Help Desk at 877.225.2568.

4. What is the predominant calendar system at the institution? [Choose one]

Academic Year Reporting Method (Standard academic terms)

Selecting one of the following calendar types determines that your institution will provide Student Financial Aid and Graduation Rates data based on a FALL COHORT, and student charges data for a full ACADEMIC YEAR.

- Semester
- Quarter
- Trimester
- 4-1-4 or similar plan

Program Reporting Method (Other calendar system)

Selecting one of the following calendar types determines that your institution will provide Student Financial Aid and Graduation Rates data based on a FULL-YEAR COHORT, and student charges data by PROGRAM.

- Differs by program
- Continuous basis (every 2 weeks, monthly, or other period)

Hybrid/Mixed Reporting Method (Standard academic terms, other academic calendar)

Selecting the hybrid calendar type determines that your institution will provide Graduation Rates data based on a FULL-YEAR COHORT, student charges data for a full ACADEMIC YEAR, and Student Financial Aid data for students enrolling between August 1 and October 31.

- Hybrid (Other academic calendar)

Institution: Santa Clara University (122931)

Part B - Organization - Student Enrollment

5. Does your institution enroll any of the following types of students?

Include all levels offered by your institution, *even if there are no students currently enrolled at that level.*

Responses to these questions determine which screens will be generated for reporting academic year tuition charges, and for reporting Fall Enrollment during the Spring collection. Additionally, checking **Yes** for full-time, first-time, degree/certificate-seeking undergraduate students determines that your institution must report cost of attendance data (on the IC component) and Student Financial Aid data for these students.

| | Full-time | | Part-time | |
|--|--------------------------|--------------------------------------|--------------------------|--------------------------------------|
| <u>Undergraduate (academic or occupational programs)</u> | <input type="radio"/> No | <input checked="" type="radio"/> Yes | <input type="radio"/> No | <input checked="" type="radio"/> Yes |
| <u>First-time, degree/certificate-seeking undergraduate</u> | <input type="radio"/> No | <input checked="" type="radio"/> Yes | <input type="radio"/> No | <input checked="" type="radio"/> Yes |
| <u>Graduate (not including doctor's-professional practice)</u> | <input type="radio"/> No | <input checked="" type="radio"/> Yes | <input type="radio"/> No | <input checked="" type="radio"/> Yes |

6. Does your institution enroll students in doctor's degree - professional practice programs?

Checking **Yes** for this question will allow your institution to report graduate level students in Fall Enrollment. If you select **Yes** to enrolling students in one of the listed programs, you will also report tuition for the appropriate program(s).

- No
 Yes

i Do you enroll students in one of the following?

Chiropractic (D.C. or D.C.M.), Dentistry (D.D.S. or D.M.D.), Medicine (M.D.), Optometry (O.D.), Osteopathic Medicine (D.O.), Pharmacy (Pharm.D.), Podiatry (Pod.D., D.P., or D.P.M.), Veterinary Medicine (D.V.M.), Law (J.D.)

- No
 Yes

7. For Fall 2016, did your institution have any full-time, first-time degree/certificate-seeking students enrolled in programs at the baccalaureate level or below?

If you answer **Yes** to this question, you will be required to provide Graduation Rates data for the 2016-17 cohort in the winter collection. If you answer **No** to this question, indicate the reason you are not required to report Graduation Rates for the cohort year requested.

If you reported any full-time, first-time degree/certificate-seeking undergraduates on the 2016-17 Enrollment survey, the data will be preloaded below.

- No
- This institution did not enroll full-time, first-time (undergraduate) students.
 - This institution did not offer programs at or below the baccalaureate level.
 - This institution was not in operation in 2016-17.
- Yes

Full-time, first-time degree/certificate-seeking students from the 2016-17 Enrollment survey (GR Cohort)

1,316

Institution: Santa Clara University (122931)

Part B - Multi-institution or Multi-campus Organization

8. Multi-institution or multi-campus organization

Is the institution part of a multi-institution or multi-campus organization that owns, governs, or controls the institution? **Do NOT indicate a religious affiliation here; that information is collected separately.**

If you need assistance or need to make changes, contact the IPEDS Help Desk at 1-877-225-2568. You will not be able to lock your submission if this question is blank.

- No, this institution **IS NOT** a part of a multi-institution or multi-campus organization that owns, governs, or controls the institution.
- Yes, this institution **IS** a part of a multi-institution or multi-campus organization that owns, governs, or controls the institution.

Institution: Santa Clara University (122931)

Part C - Other Survey Screening Questions - Open Admission

1. Does your institution have an open admission policy for all or most entering first-time degree/certificate-seeking undergraduate-level students?

If the only requirement for admission is a high school diploma or GED/other equivalent, your institution is still considered open admission. Institutions that require only an Ability to Benefit or similar test beyond the diploma/equivalent, and only reject a very small number of students based on the test, are also considered open admission.

i If your institution does not have an open admission policy, you will be required to report Admissions component on your admissions procedures and admissions yield.

- No
 Yes

...

globe You may use the box below to provide additional context for the data you have reported above. Context notes will be posted on the College Navigator website. Therefore, you should write all context notes using proper grammar (e.g., complete sentences with punctuation) and common language that can be easily understood by students and parents (e.g., spell out acronyms).

Institution: Santa Clara University (122931)

Part C - Other Survey Screening Questions - Library Access and Expenses

2. Does your institution have access to a library collection?

- No
- Yes (receives Academic Libraries component)

i Were your annual total library expenses for Fiscal Year 2022 greater than zero?

- No
- Yes (receives Academic Libraries component)

Institution: Santa Clara University (122931)

Part C - Other Survey Screening Questions - Noncredit education

4. Which of the following categories of **noncredit education** are offered by your institution? [Check all that apply]

Note: Categories below may not be mutually exclusive.

- Workforce Education
- Contract Training/Customized Training
- Remedial Education
- Recreational/Avocational/Leisure/Personal Enrichment
- Adult Basic Education
- Adult High School Diploma or Equivalent
- English as a Second Language
- Continuing Professional Education
- None of the above

Institution: Santa Clara University (122931)

User ID: P1229311

Part D - Branch Campus List

Campus List

- Click on the screen name under the 'Campus Name' to access the survey pages for the branch campus.
- You will not be able to lock the IC Header survey for the main campus until the Status for each branch campus is Clean.

| Campus ID | Campus Name | Address | Status |
|-----------|---|--------------------------------------|----------|
| 12293101 | Jesuit School of Theology of Santa Clara University Award Levels | 1735 LeRoy Ave Berkeley, CA 94709 | Has Data |

Institution: Santa Clara University (122931)

User ID: P1229311

Institution: Jesuit School of Theology of Santa Clara University (12293101)

User ID: P1229311

Part D - Branch Campus Award Levels

1. What award levels are offered by your institution? [Check all that apply]When reporting award levels for subbaccalaureate certificates (levels 1, 2, and 4), **determine program length by the number of credit or clock hours.**

Even though Teacher Preparation certificate programs may require a bachelor's degree for admission, they are considered subbaccalaureate undergraduate programs. Check the applicable award level 1, 2, or 4, depending on the length of the Teacher Preparation program.

| Award Level | | BELOW THE BACCALAUREATE: |
|---------------------------------|-------------------------------------|--|
| 1a | <input type="checkbox"/> | <u>Postsecondary award, certificate, or diploma of</u> - less than 300 clock hours, or - less than 9 semester or trimester credit hours, or - less than 13 quarter credit hours |
| 1b | <input type="checkbox"/> | <u>Postsecondary award, certificate, or diploma of</u> - 300-899 clock hours, or - 9-29 semester or trimester credit hours, or - 13-44 quarter credit hours |
| 2 | <input type="checkbox"/> | <u>Postsecondary award, certificate, or diploma of</u> - at least 900 but less than 1,800 clock hours, or - at least 30 but less than 60 semester or trimester credit hours, or - at least 45 but less than 90 quarter credit hours |
| 3 | <input type="checkbox"/> | <u>Associate's degree</u> |
| 4 | <input type="checkbox"/> | <u>Postsecondary award, certificate, or diploma of</u> - 1,800 or more clock hours, or - 60 or more semester or trimester credit hours, or - 90 or more quarter credit hours |
| BACCALAUREATE AND ABOVE: | | |
| 5 | <input type="checkbox"/> | <u>Bachelor's degree</u> or equivalent |
| 6 | <input type="checkbox"/> | <u>Postbaccalaureate certificate</u> |
| 7 | <input checked="" type="checkbox"/> | <u>Master's degree</u> |
| 8 | <input type="checkbox"/> | <u>Post-master's certificate</u> |
| 17 | <input checked="" type="checkbox"/> | <u>Doctor's degree-research/scholarship</u> |
| 18 | <input checked="" type="checkbox"/> | <u>Doctor's degree-professional practice</u> |
| 19 | <input type="checkbox"/> | <u>Doctor's degree-other</u> |

 Yes, I confirm that I reviewed the award levels are offered by my institution above.

2. Does your institution enroll the following type of student?

*Respond yes if the institution enrolls this type of student **even if there are no students currently enrolled.***

Full-time, first-time degree/certificate-seeking students

No Yes

Institution: Santa Clara University (122931)

Summary

Institutional Characteristics Header Component Summary

IPEDS collects important information regarding your institution. All data reported in IPEDS survey components become available in the IPEDS Data Center and appear as aggregated data in various Department of Education reports. Additionally, some of the reported data appears specifically for your institution through the College Navigator website and is included in your institution's Data Feedback Report (DFR). The purpose of this summary is to provide you an opportunity to view some of the data that, when accepted through the IPEDS quality control process, will appear on the College Navigator website and/or your DFR. College Navigator is updated approximately three months after the data collection period closes and Data Feedback Reports will be available through the [Data Center](#) and sent to your institution's CEO in November 2022.

Please review your data for accuracy. If you have questions about the data displayed below after reviewing the data reported on the survey screens, please contact the IPEDS Help Desk at: 1-877-225-2568 or ipedshelp@rti.org.

| GENERAL INFORMATION | |
|------------------------------|--|
| Educational Offerings | Academic |
| Mission Statement | https://www.scu.edu/aboutscu/mission-vision-values/ |
| Control | Private not-for-profit Religious Affiliation: Roman Catholic |
| Award Levels Offered | Bachelor's degree Postbaccalaureate certificate Master's degree Post-master's certificate Doctor's degree - research/scholarship Doctor's degree - professional practice |
| Reporter Type | Academic |
| Calendar System | Quarter |
| Levels of Enrollment Offered | Full-time Undergraduate Full-time First-time, degree/certificate-seeking Undergraduate Full-time Graduate (not including doctor's professional) Part-time Undergraduate Part-time First-time, degree/certificate-seeking Undergraduate Part-time Graduate (not including doctor's professional) Doctor's degree - professional practice programs |
| System | No system |
| Noncredit Education | Continuing Professional Education |

Institution: Santa Clara University (122931)

User ID: P1229311

[Edit Report](#)

IC Header

There are no errors for the selected survey and institution.

Institutional Characteristics 2022-23

Institution: Santa Clara University (122931)

User ID: P1229311

Overview

Institutional Characteristics Overview

Welcome to the Institutional Characteristics (IC) component. This component collects important information about your institution's student services and student charges.

Much of the data reported on IC appear on College Navigator, which is updated once after IC data have been reviewed. Thus, errors may stay on College Navigator for a full year.

Additionally, the cost of attendance data are used to calculate the net price of attendance in the Student Financial Aid component. This has important implications for what students see about your institution, and also for the College Affordability and Transparency Center's lists. **Revisions or changes to costs can ONLY be made in the Student Financial Aid component and not in the prior year revision system.**

Remember, it is the responsibility of the keyholder to submit accurate data about the institution. Please contact the IPEDS Help Desk for clarifications to make sure that you are reporting correctly.

Data Reporting Reminder:

- Report data to accurately reflect the time period corresponding with the IPEDS survey component, even if such reporting is seemingly inconsistent with prior-year reporting.

Changes in reporting:

The following changes were implemented for the 2022-23 data collection period:

- The Mission Statement has been moved to the IC Header component and the Parts have been reorganized due to that move.
- There are new options for special learning opportunities.
- Removed remedial services option from Question B4, since it is now asked in IC Header Questions 1 and 5.
- A new option (Promise Plan) has been added in Part B (question 6b).
- In Part C, Question 2, academic reporters can select which of the tuition options are charged by their institution.
- Context boxes have new scripted options for Cost of Attendance from which you can choose, or you can provide your own context.
- There are other minor wording changes for clarification only.

Common Errors

Quality control reviews of past IC data indicate frequently made errors. Please review the common errors below to ensure accurate reporting.

- Part C, question 8 should only be marked 'YES' if your institution is **EXCLUSIVELY** distance education. Do not mark 'YES' if your courses/programs are also available in person.
- Do not try to outsmart fatal errors; this is falsifying data. Contact the Help Desk to override, or fix, the data.
- Make sure you understand ALL definitions before responding to questions. For example, make sure that you are reporting for an 'ACADEMIC YEAR' or 'PROGRAM' as defined by IPEDS.

Resources:

- To download the survey materials for this component: [Survey Materials](#)
- To access your prior year data submission for this component: [Reported Data](#)

If you have questions about completing this survey, please contact the IPEDS Help Desk at 1-877-225-2568.

Institution: Santa Clara University (122931)

Important Instructions for COMBINED Reporting

Important Instructions for COMBINED Reporting on Institutional Characteristics

For Institutions with Campus Reporting

You will submit a single Institutional Characteristics component that combines data and characteristics from your main campus and all campuses that report under the main campus. The only exception to this is the Cost of Attendance, which you will submit separately for the main campus and each campus. The Cost of Attendance screen in Part C is for the main campus; the Cost of Attendance screens in Part E are for the campuses.

Please report **combined** data for the following parts:

- Part A - Services for Military Servicemembers and Veterans
- Part B - Student Services
- Part C - Student Charges - all screens, **except Cost of Attendance**
- Part D - Athletic Association

Please report data **separately** for the main campus:

- Part C - Cost of Attendance

Please report data **separately** for each campus:

- Part E - Award Levels; Full-time, first-time students; Cost of Attendance

Part E screens will be provided for the submission of separate data by campus.

Screens will also be provided so that you can update the Institution Identification information for each branch campus.


Institution: Santa Clara University (122931)

User ID: P1229311

Part A - Services and Programs for Servicemembers and Veterans

1. Which of the following are available to veterans, military servicemembers, or their families?

- Yellow Ribbon Program (officially known as Post-9/11 GI Bill, Yellow Ribbon Program)
- Credit for military training
- Dedicated point of contact for support services for veterans, military servicemembers, and their families
- Recognized student veteran organization
- Member of Department of Defense Voluntary Educational Partnership Memorandum of Understanding
- None of the above

 You may use the box below to provide additional context for the data you have reported above. Context notes will be posted on the College Navigator website. Therefore, you should write all context notes using proper grammar (e.g., complete sentences with punctuation) and common language that can be easily understood by students and parents (e.g., spell out acronyms).

Institution: Santa Clara University (122931)

Part B - Student Services - Special Learning Opportunities

1. Does your institution accept any of the following? [Check all that apply]

- Dual enrollment
- Credit for life experiences
- Advanced placement (AP) credits
- None of the above

2. What types of special learning opportunities are offered by your institution? [Check all that apply]

- ROTC
 - Army
 - Navy
 - Marine option
 - Air Force
- Study abroad
- Weekend/evening courses or programs
- Undergraduate research (co-curricula)
- i** Teacher certification (for the elementary, middle school/junior high, or secondary level)
Do not include certifications to teach at the postsecondary level.
 - Students can complete their preparation in certain areas of specialization
 - Students must complete their preparation at another institution for certain areas of specialization
 - This institution is approved by the state for the initial certification or licensure of teachers
- Comprehensive transition and postsecondary program for students with intellectual disabilities
- None of the above

3. If your institution grants a bachelor's degree or higher but does not offer a full 4-year program of study at the undergraduate level, how many years of completed college-level work are required for entrance?

Number of years

Select One

Data on this page must be saved, as the response options have changed. Please review the responses and use "Save" or "Save and Next" to proceed.

Institution: Santa Clara University (122931)

Part B - Student Services: Other Student Services

4. Which of the following selected student services are offered by your institution? [Check all that apply]

- Academic/career counseling services
- Employment services for current students
- Placement services for program completers
- On-campus dependent care
- None of the above

5. Which of the following academic library resources or services does your institution provide? [Check all that apply]


- Physical facilities
- i** An organized collection of printed materials
- Access to Digital/electronic resources (databases, e-books, e-media, and e-serials)
- i** A staff trained to provide and interpret library materials
- Established library hours
- i** Access to library collections shared with other institutions
- None of the above

6a. Indicate whether or not any of the following alternative tuition plans are offered by your institution.

- No
- Yes [Check all that apply]
 - Tuition guarantee
 - Prepaid tuition plan
 - Tuition payment plan
 - Other (specify in box below)

6b. Indicate whether or not your institution participates in a Promise program.

- No
- Yes

 You may use the box below to provide additional context for the data you have reported above. Context notes will be posted on the College Navigator website. Therefore, you should write all context notes using proper grammar (e.g., complete sentences with punctuation) and common language that can be easily understood by students and parents (e.g., spell out acronyms).

Institution: Santa Clara University (122931)

User ID: P1229311

Part B - Student Services - Distance Education

Reporting Reminders:

- When reporting distance education offerings, do not include remote learning implemented in response to Coronavirus Pandemic unless the program anticipates maintaining this modality permanently. Allowing program completion via distance education is not the same as having planned full distance education programs.

7. Please indicate at what level(s) your institution does or does not offer distance education courses and/or distance education programs. Check all that apply.

| | i <u>Distance education courses</u> | i <u>Distance education programs</u> | Does not offer Distance Education |
|---------------------|--|---|-------------------------------------|
| Undergraduate level | <input type="checkbox"/> | <input type="checkbox"/> | <input checked="" type="checkbox"/> |
| Graduate level | <input checked="" type="checkbox"/> | <input checked="" type="checkbox"/> | <input type="checkbox"/> |

8. Are all the programs at your institution offered exclusively via distance education programs?

Select No if all programs at your institution are offered exclusively via distance education only temporarily in response to Coronavirus Pandemic.

- No
- Yes

Institution: Santa Clara University (122931)


Part B - Student Services: Disability Services

9. Please indicate the percentage of all undergraduate students enrolled during Fall 2021 who were formally registered as students with disabilities with the institution's office of disability services (or the equivalent office).

3 percent or less

More than 3 percent: (enter up to 2 decimal places)

 %

 You may use the box below to provide additional context for the data you have reported above. Context notes will be posted on the College Navigator website. Therefore, you should write all context notes using proper grammar (e.g., complete sentences with punctuation) and common language that can be easily understood by students and parents (e.g., spell out acronyms).

Institution: Santa Clara University (122931)

Part C - Student Charges Questions

1. Are all full-time, first-time degree/certificate-seeking students required to live on campus or in institutionally controlled housing?

If your institution typically has this requirement but such requirement is temporarily suspended due to Coronavirus Pandemic, please answer Yes.

If you answer **Yes** to this question, you will not be asked to report off-campus room and board in the price of attendance (D11).

This is only a screening question, and your response does not show up on College Navigator.

If you make any exceptions to this rule, and have even one full-time, first-time student living off-campus, please answer **No** so that this does not cause conflicts with the Student Financial Aid survey. Making changes to the SFA component is very difficult and may lead to inaccurate reporting for your institution.

- No
 Yes, and we do not make **ANY** (even one) exceptions to this rule

2. Does your institution charge different tuition for in-district, in-state, or out-of-state students?

If you answer **Yes** to this question, you will be expected to report tuition amounts for in-district, in-state, and out-of-state students.

Please only select **Yes** if you really charge different tuition rates, or you will be reporting the same numbers 3 times.

- No
 Yes, please check all tuition rates charged by your institution
- In-district
 - In-state
 - Out-of-state

3. Does your institution offer institutionally-controlled housing (on-campus and/or off-campus)?

If your institution typically offers institutionally-controlled housing but has temporarily suspended such offerings due to Coronavirus Pandemic, please answer Yes.

If you answer **Yes** to this question, you will be expected to specify a housing capacity, and to report a room charge or a combined room and board charge (D10).

- No
 Yes
- Specify housing_capacity for academic year 2022-23

4. Do you offer board or meal plans to your students?

If your institution typically offers board or meal plans but has temporarily suspended such offerings due to Coronavirus Pandemic, please answer Yes.

If you answer **Yes** to this question, you will be expected to report a board charge or combined room and board charge (D10).

- No
 Yes - Enter the number of meals per week for the meal plan with the largest number of meals available
-
- Yes - Number of meals per week can vary (e.g., students charge meals against a meal card)

Institution: Santa Clara University (122931)

User ID: P1229311

Part C - Undergraduate Student ChargesIf the institution charges an application fee, indicate the amount.

| | i Amount | Prior year |
|--------------------------------------|-----------------|------------|
| <u>Undergraduate application fee</u> | 70 | 70 |

5. Charges to full-time undergraduate students for the full academic year 2022-23*Please be sure to report an average tuition that includes all students at all levels (1st year, 2nd year, etc.).*

| | Amount | Prior year |
|-------------------------------------|--------|------------|
| All full-time <u>undergraduates</u> | | |
| Average <u>tuition</u> | 56,880 | 55,224 |
| <u>Required fees</u> | 654 | 636 |

6. Per credit hour charge for part-time undergraduate students*Please be sure to report an average per credit tuition that includes all students at all levels (1st year, 2nd year, etc.).**Do not include fees.*

| | Amount | Prior year |
|-------------------------------|--------|------------|
| <u>Per credit hour charge</u> | 1,580 | 1,534 |

Institution: Santa Clara University (122931)

User ID: P1229311

Part C - Graduate Student Charges

If the institution charges an application fee, indicate the amount.

| | Amount | Prior year |
|---------------------------------|--------|------------|
| <u>Graduate application fee</u> | 73 | 73 |

Please do not include tuition for Doctor's Degree – Professional Practice programs. Data for those programs are collected separately.

7. Charges to full-time graduate students for the full academic year 2022-23

Please be sure to report an average tuition that includes all students at all levels (1st year, 2nd year, etc.).

| | Amount | Prior year |
|------------------------|--------|------------|
| Average <u>tuition</u> | 24,798 | 25,170 |
| <u>Required fees</u> | 0 | 0 |

8. Per credit hour charge for part-time graduate students

Please be sure to report an average per credit tuition that includes all graduate students (NOT doctor's degree-professional practice students).

Do not include fees.

| | Amount | Prior year |
|-------------------------------|--------|------------|
| Per <u>credit hour</u> charge | 1,234 | 1,198 |

Institution: Santa Clara University (122931)

User ID: P1229311

Part C - Student Charges - Graduate, Doctor's-Professional Practice Tuition

9. List the typical **tuition** and **required fees** for a full-time **doctor's - professional practice** student in any of the selected programs for the full **academic year 2022-23**.

DO NOT include room and board charges

| <u>Doctor's - Professional Practice student</u> | Amount |
|---|----------------------|
| 1. Chiropractic (D.C. or D.C.M.): | |
| <u>Tuition amount</u> | <input type="text"/> |
| <u>Required fees</u> | <input type="text"/> |
| 2. Dentistry (D.D.S. or D.M.D.): | |
| <u>Tuition amount</u> | <input type="text"/> |
| <u>Required fees</u> | <input type="text"/> |
| 3. Medicine (M.D.): | |
| <u>Tuition amount</u> | <input type="text"/> |
| <u>Required fees</u> | <input type="text"/> |
| 4. Optometry (O.D.): | |
| <u>Tuition amount</u> | <input type="text"/> |
| <u>Required fees</u> | <input type="text"/> |
| 5. Osteopathic Medicine (D.O.): | |
| <u>Tuition amount</u> | <input type="text"/> |
| <u>Required fees</u> | <input type="text"/> |
| 6. Pharmacy (Pharm.D.): | |
| <u>Tuition amount</u> | <input type="text"/> |
| <u>Required fees</u> | <input type="text"/> |
| 7. Podiatry (Pod.D., D.P., or D.P.M.): | |
| <u>Tuition amount</u> | <input type="text"/> |
| <u>Required fees</u> | <input type="text"/> |
| 8. Veterinary Medicine (D.V.M.): | |
| <u>Tuition amount</u> | <input type="text"/> |
| <u>Required fees</u> | <input type="text"/> |
| 9. Law (J.D.): | |

| | |
|-----------------------|--------|
| <u>Tuition amount</u> | 60,480 |
| <u>Required fees</u> | |

Institution: Santa Clara University (122931)

User ID: P1229311

Part C - Student Charges - Room and Board

10. What are the typical room and board charges for a student for the full academic year 2022-23?*If your institution offers room or board at no charge to students, enter zero.**If you report room and board separately, leave the combined charge blank. If you report a combined charge, leave the room and board charges blank.*

| <u>Room</u> and <u>board charges</u> | Amount | Prior year |
|--|-------------------------------------|------------|
| <input type="checkbox"/> Room charge (Double occupancy) | <input type="text" value="N/A"/> | |
| <input type="checkbox"/> Board charge (Maximum plan) | <input type="text" value="N/A"/> | |
| Combined room and board charge (Answer only if you CANNOT separate room and board charges.) | <input type="text" value="17,112"/> | 16,533 |

Institution: Santa Clara University (122931)

Part C - Student Charges - Cost of Attendance

11. Cost of attendance for **full-time, first-time** undergraduate students:


These numbers are carried forward to the Student Financial Aid and used in net price calculations. Please enter the amounts requested below for each Cost of Attendance (COA) category. These data will be made available to the public on College Navigator. You must complete all information if your institution participates in any Title IV financial aid programs (e.g., Federal Pell Grant, Federal Direct Loans). Books and supplies, room and board, and other expenses cost estimates are those reported to the U.S. Department of Education and used by the financial aid office to determine financial need. Please work with the financial aid office at your institution to make sure the values reported are correct.

Notes:

- If your institution offers room (housing) but does not offer board, refer to your institution's COA budgets to report an estimate of how much students would spend on board.
- Similarly, if your institution offers board but does not offer room (housing), refer to your institution's COA budgets to report an estimate of how much students would spend on room.

i If the **2022-23 tuition and/or fees as reported on this page** for *full-time, first-time students* are covered by a tuition guarantee program, check the applicable box(es) under 'Tuition Guarantee'. Additionally, please indicate the maximum % increase that is guaranteed. *These numbers are expected to be fairly small. Please contact the Help Desk if you are confused about these values and how to report them.*

| Charges for full academic year | 2019-20 | 2020-21 | 2021-22 | 2022-23 | i Tuition Guarantee (check only if applicable to entering students in 2022-23) | Guaranteed increase % |
|---|---------|---|---|-------------------------------------|--|-----------------------|
| Published <u>tuition</u> and <u>required fees</u> : | | | | | | |
| Tuition | 52,998 | 52,998 | 55,224 | <input type="text" value="56,880"/> | <input type="checkbox"/> | <input type="text"/> |
| Required fees | 636 | <input checked="" type="checkbox"/> 0 | <input checked="" type="checkbox"/> 636 | <input type="text" value="654"/> | <input type="checkbox"/> | <input type="text"/> |
| Tuition + fees total | 53,634 | 52,998 | 55,860 | 57,534 | | |
| <u>Books and supplies</u> | 1,971 | <input checked="" type="checkbox"/> 1,080 | 1,125 | <input type="text" value="1,152"/> | | |
| On-campus: | | | | | | |
| <u>Room and board</u> | 15,507 | 15,972 | 16,533 | <input type="text" value="17,112"/> | | |
| <u>Other expenses</u> | 3,717 | <input checked="" type="checkbox"/> 2,934 | 2,979 | <input type="text" value="3,051"/> | | |
| Room and board and other expenses | 19,224 | 18,906 | 19,512 | 20,163 | | |
| <u>Off-campus (not with family):</u> | | | | | | |
| <u>Room and board</u> | 15,084 | 16,581 | 17,253 | <input type="text" value="17,784"/> | | |
| <u>Other expenses</u> | 5,274 | 4,641 | 4,761 | <input type="text" value="4,860"/> | | |
| Room and board and other expenses | 20,358 | 21,222 | 22,014 | 22,644 | | |
| <u>Off-campus (with family):</u> | | | | | | |
| <u>Other expenses</u> | 4,698 | 4,164 | 4,275 | <input type="text" value="4,374"/> | | |

 You may use the box below to provide additional context for the data you have reported above. Context notes will be posted on the College Navigator website. Therefore, you should write all context notes using proper grammar (e.g., complete sentences with punctuation) and common language that can be easily understood by students and parents (e.g., spell out acronyms).

- Non-applicable
- The Cost of Attendance varies by program.
- The Cost of Attendance or tuition and fee methodology changed from last year.
- We allow special Cost of Attendance allowance additions for some programs and student categories.
- Cost of Attendance updates are based on a recent (prior or current year) cost survey.
- Tuition and fee charges increased/decreased when compared to last year.
- Tuition and fees, and/or Cost of Attendance components are the same as last year.
- Tuition and fees, and Cost of Attendance components vary by campus location.
- This is a U.S. Service Academy. All costs are covered, and students receive a stipend in exchange for a U.S. Armed Forces service commitment.
- First-year students must live on campus.
- The Tuition and Fees includes the estimated cost of a computer required for all students.
- The Tuition and Fees includes the cost of books and supplies.
- The Books and Supplies includes the estimated cost of a computer required for all students.
- The Cost of Attendance (COA) is based on a weighted average of student living arrangement categories while enrolled.
- The Cost of Attendance (COA) is based on a weighted average of costs for all students across Title IV eligible programs.
- Other

Institution: Santa Clara University (122931)

Part D - Athletic Association

1. Is this institution a member of a national athletic association?

- No
- Yes - Check all that apply
 - National Collegiate Athletic Association (NCAA)
 - National Association of Intercollegiate Athletics (NAIA)
 - National Junior College Athletic Association (NJCAA)
 - United States Collegiate Athletic Association (USCAA)
 - National Christian College Athletic Association (NCCAA)
 - Other

2. If this institution is a member of the NCAA or NAIA, specify the conference FOR EACH SPORT using the pull-down menu.

| Sport | NCAA or NAIA member | Conference |
|----------------------------|---|-------------------------|
| Football | <input checked="" type="radio"/> No <input type="radio"/> Yes-Specify | Select One ▼ |
| Basketball | <input type="radio"/> No <input checked="" type="radio"/> Yes-Specify | West Coast Conference ▼ |
| Baseball | <input type="radio"/> No <input checked="" type="radio"/> Yes-Specify | West Coast Conference ▼ |
| Cross country and/or track | <input type="radio"/> No <input checked="" type="radio"/> Yes-Specify | West Coast Conference ▼ |

Institution: Santa Clara University (122931)

User ID: P1229311

Part E - Branch Campus List

Campus List

- Click on the screen name under the 'Campus Name' to access the survey pages for the branch campus.
- You will not be able to lock the Institutional Characteristics survey for the main campus until the Status for each branch campus is Clean.

| Campus ID | Campus Name | Address | Status |
|-----------|---|--------------------------------------|----------------|
| 12293101 | Jesuit School of Theology of Santa Clara University | 1735 LeRoy Ave Berkeley, CA 94709 | Not Applicable |

Institution: Santa Clara University (122931)

Prepared by

Prepared by

Reporting Reminders:

- The name of the preparer is being collected so that we can follow up with the appropriate person in the event that there are questions concerning the data.
- The Keyholder will be copied on all email correspondence to other preparers.
- The time it took to prepare this component is being collected so that we can continue to improve our estimate of the reporting burden associated with IPEDS.
- Please include in your estimate the time it took for you to review instructions, query and search data sources, complete and review the component, and submit the data through the Data Collection System.
- Thank you for your assistance.

This survey component was prepared by:

| | | | | | |
|----------------------------------|-----------------|-----------------------|--------------------------|-----------------------|------------|
| <input checked="" type="radio"/> | Keyholder | <input type="radio"/> | SFA Contact | <input type="radio"/> | HR Contact |
| <input type="radio"/> | Finance Contact | <input type="radio"/> | Academic Library Contact | <input type="radio"/> | Other |

Name:

Email:

How many staff from your institution only were involved in the data collection and reporting process of this survey component?

Number of Staff (including yourself)

How many hours did you and others from your institution only spend on each of the steps below when responding to this survey component?
Exclude the hours spent collecting data for state and other reporting purposes.

| Staff member | Collecting Data Needed | Revising Data to Match IPEDS Requirements | Entering Data | Revising and Locking Data |
|---------------|----------------------------|---|----------------------------|----------------------------|
| Your office | <input type="text"/> hours | <input type="text"/> hours | <input type="text"/> hours | <input type="text"/> hours |
| Other offices | <input type="text"/> hours | <input type="text"/> hours | <input type="text"/> hours | <input type="text"/> hours |

Institution: Santa Clara University (122931)

User ID: P1229311

Summary

Institutional Characteristics Component Summary

IPEDS collects important information regarding your institution. All data reported in IPEDS survey components become available in the IPEDS Data Center and appear as aggregated data in various Department of Education reports. Additionally, some of the reported data appears specifically for your institution through the College Navigator website and is included in your institution's Data Feedback Report (DFR). The purpose of this summary is to provide you an opportunity to view some of the data that, when accepted through the IPEDS quality control process, will appear on the College Navigator website and/or your DFR. College Navigator is updated approximately three months after the data collection period closes and Data Feedback Reports will be available through the [Data Center](#) and sent to your institution's CEO in November 2022.

Please review your data for accuracy. If you have questions about the data displayed below after reviewing the data reported on the survey screens, please contact the IPEDS Help Desk at: 1-877-225-2568 or ipedshelp@rti.org.

Academic Year Reporters

| GENERAL INFORMATION | | | | |
|--|---|----------|----------|----------|
| Credit Accepted | Advanced placement (AP) credits | | | |
| Special Learning Opportunities | ROTC (Army, Navy(Marine option), Air Force) Study abroad Weekend/evening courses or programs Teacher certification (below the postsecondary level) | | | |
| Student Services | Academic/career counseling services Employment services for current students On-campus dependent care | | | |
| Are all the programs at your institution offered exclusively via distance education programs? | No | | | |
| Undergraduate students enrolled who are formally registered with office of disability services | 15.27% | | | |
| PRICING INFORMATION | | | | |
| Estimated expenses for academic year for full-time, first-time students | 2019-20 | 2020-21 | 2021-22 | 2022-23 |
| Tuition and fees | \$53,634 | \$52,998 | \$55,860 | \$57,534 |
| Books and supplies | \$1,971 | \$1,080 | \$1,125 | \$1,152 |
| On-campus room and board | \$15,507 | \$15,972 | \$16,533 | \$17,112 |
| On-campus other expenses | \$3,717 | \$2,934 | \$2,979 | \$3,051 |
| Off-campus room and board | \$15,084 | \$16,581 | \$17,253 | \$17,784 |
| Off-campus other expenses | \$5,274 | \$4,641 | \$4,761 | \$4,860 |
| Off-campus with family other expenses | \$4,698 | \$4,164 | \$4,275 | \$4,374 |
| Average undergraduate student tuition and fees for academic year 2022-23 | Tuition | | Fees | |
| | \$56,880 | | \$654 | |
| Average graduate student tuition and fees for academic year 2022-23 | Tuition | | Fees | |
| | \$24,798 | | \$0 | |
| Alternative tuition plans | Tuition payment plan | | | |

Edit Report

Institutional Characteristics

| Source | Description | Severity | Resolved | Options |
|-----------------------------------|---|-------------|----------|---------|
| Screen: Cost of Attendance | | | | |
| Screen Entry | This value is expected to be within 25% of the prior year amount. Please correct your data or explain. (Error #11109) This edit and explanation were retained from the prior year (for reference) and do not need to be re-explained in the current year edit report. | Explanation | Yes | |
| Reason | Data are valid, per the California Student Aid Commission's SEARS survey | | | |
| Screen Entry | This value is expected to be within 20% of the prior year amount. Please correct your data or explain. (Error #11110) This edit and explanation were retained from the prior year (for reference) and do not need to be re-explained in the current year edit report. | Explanation | Yes | |
| Reason | Data are valid, per the California Student Aid Commission's SEARS survey | | | |
| Screen Entry | This value is expected to be within 40% of the prior year amount. Please correct your data or explain. (Error #11304) This edit and explanation were retained from the prior year (for reference) and do not need to be re-explained in the current year edit report. | Explanation | Yes | |
| Reason | University Enhancement Fee was removed for this year | | | |
| Screen Entry | This value is expected to be within 40% of the prior year amount. Please correct your data or explain. (Error #11304) This edit and explanation were retained from the prior year (for reference) and do not need to be re-explained in the current year edit report. | Explanation | Yes | |
| Reason | University Enhancement Fee was added back for this year | | | |